


SHERRY CHANG □



The unique shape of tests or shells are for pseudo-pods capturing food and locomotion. They are known as fossils of foraminifera dead.
(Photo courtesy J. H. Lipps of University of California, Davis)

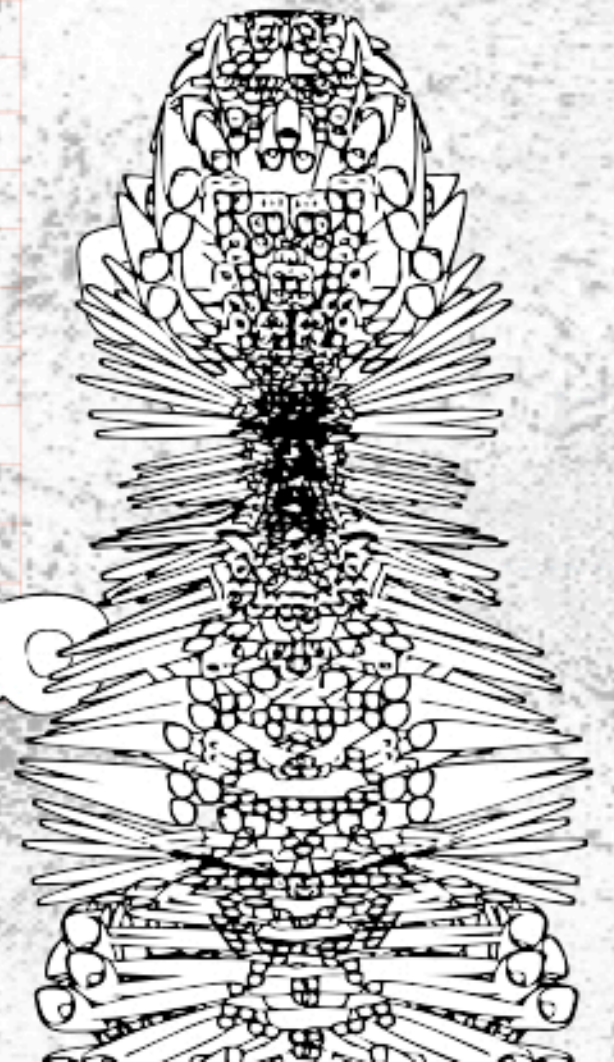
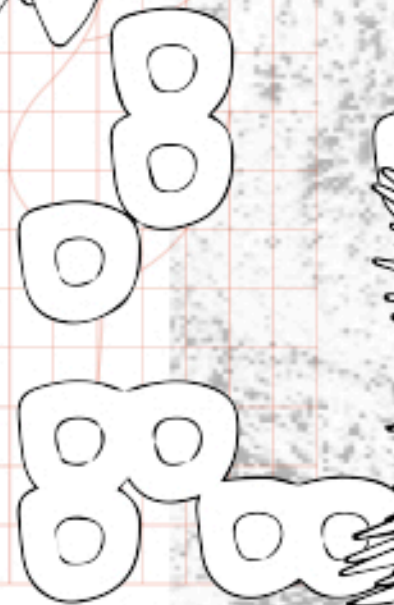
Foraminifera typically produce a test, or shell, which can have either one or multiple chambers, some becoming quite elaborate in structure.
(Photo courtesy Guy Rothwell, TMI, University of Minnesota)



Thalamophora (Foraminifera)
Original images from *Kunstformen der Natur*, Art Forms in Nature, Ernst Haeckel, 1904

Inspiration

This collection try to return body to the ancient organism and resemble cloth as an external shell or "test" of Foraminifera, which is made of various materials and being constructed in diverse forms. I observed the multiple chambers in texts and found some of them becoming elaborate structures. I studied the morphology of the nature creatures and mimicked the pattern, shapes and transparence by using parametric digital techniques to create iteration. Considering clothes as the second skin as Foraminifera producing a shell by itself, I achieve the surfacing of growing and deteriorating on the garments. A metamorphosing starts to transform human beings through the reinvented nature.







Digital Fabrication- CNC

For making skin-like textile, I used CNC, one of the digital fabrications, to materialize the modeling created in software. After finishing the mold, I do the casting using the flexible materials, the non-toxic and skin-applicable rubber.

