




MAURA FEINGOLD


CFDA



FOILING SAMPLES ON ALL NEEDLE RIB, SINGLE KNIT JERSEY AND DENIM



LOOK 4 CARDIGAN YOKE PATTERN PIECE FOR HAND KNITTING



STEP 1
KNIT SWATCH
CALCULATE GRID
DRAW PATTERN OUT
STEP BY STEP FOR
ACURATE INCREASES
AND DECREASES



STEP 2
KNIT PIECE
KEEP PROPERLY
WEIGHTED FOR
TENSION CONSISTENCY
WASH PIECE



STEP 3
PREP LAYERED MYLAR
BASED ON KNITTED
PIECE




STEP 4
SCREEN TEST MYLARS
BY PLACING IN THE
EXPOSURE UNIT FOR 15
TO 90 LIGHT UNITS.
PROPER LIGHT UNITS
AFTER TEST WERE
60UNITS



STEP 5
DIVIDE OUT LAYERS AND PRINT
INITAL PRINT TESTS WERE DONE ON
STANDARD KNIT JERSEY BEFORE APPLIED
ONTO FULLY FASHIONED KNITTED PIECES.



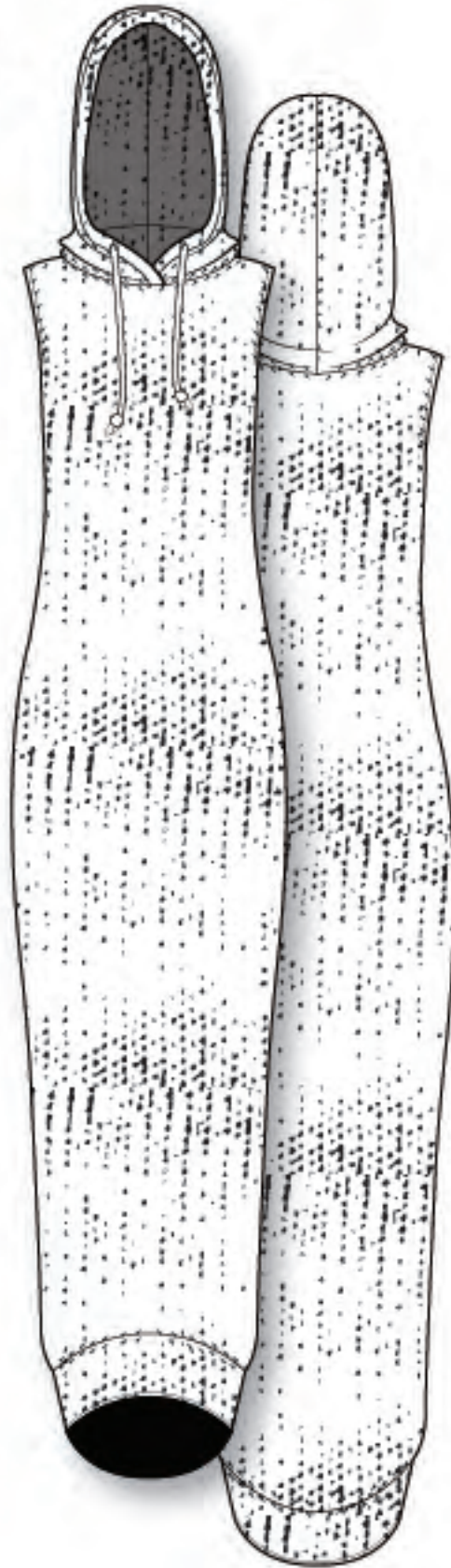
LOOK 2



Winner of the *Neiman Marcus* "Best In Show" Award



LOOK 6



Winner of the *Neiman Marcus* "Best In Show" Award

