



**WEST PHILLY
PROMISE
NEIGHBORHOOD**

**ISSUE BRIEF:
EDUCATION**

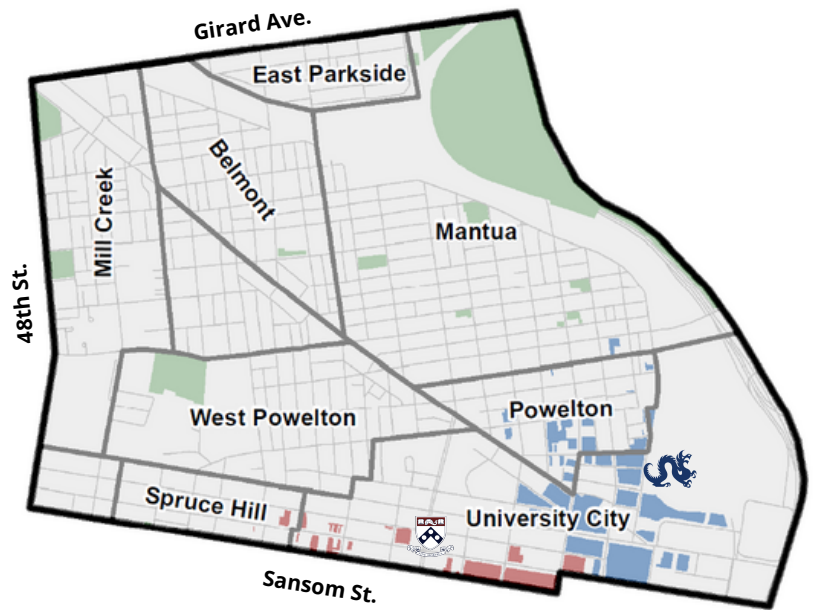


**WEST PHILLY
PROMISE
NEIGHBORHOOD**

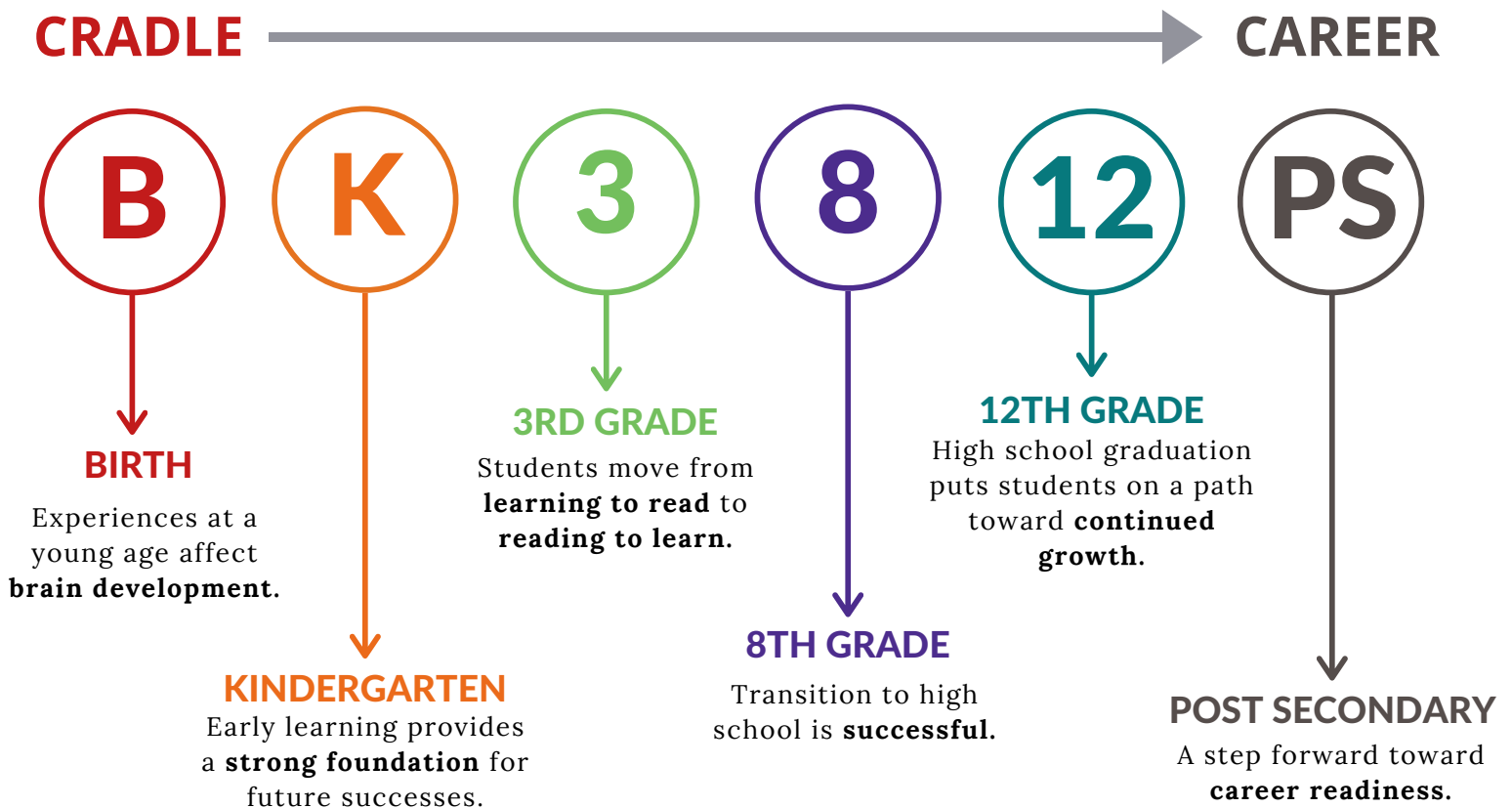
The West Philly Promise

Neighborhood is a 5-year initiative funded by a U.S. Department of Education grant to support cradle to career opportunities for children living or going to school in the Promise Neighborhood footprint.

The overall Promise Neighborhood footprint is about 2 square miles bordered by Girard Avenue to the North, Sansom St. to the South, 48th St. to the West, and the Schuylkill River to the East. This area includes the Belmont, Mantua, Mill Creek, Powelton Village, West Powelton/Saunders Park, and East Parkside neighborhoods.



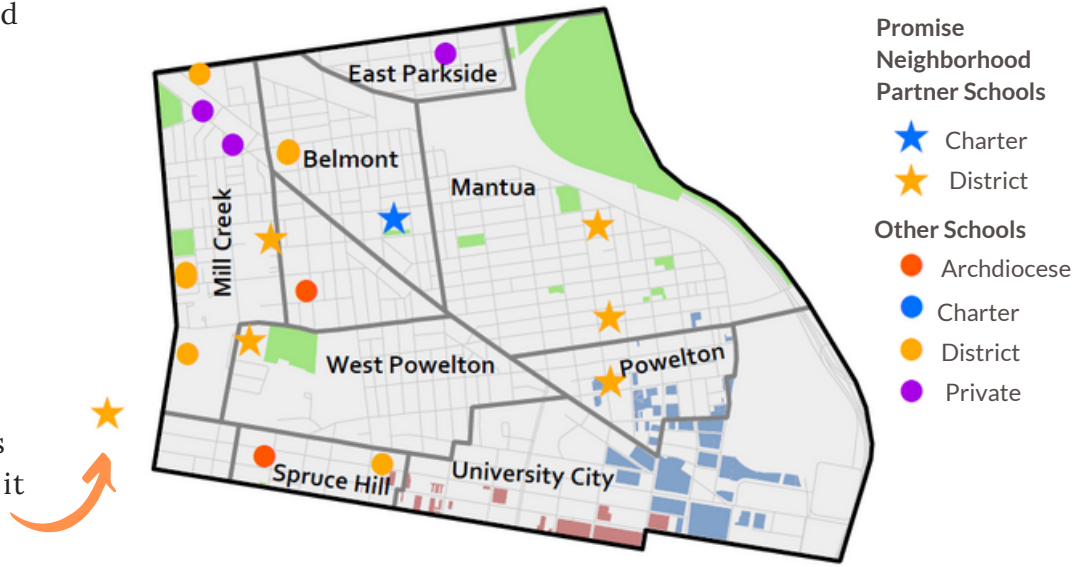
Below is the cradle-to-career continuum that shapes much of the Promise Neighborhood programming. Understanding community-level educational factors is important for Promise Neighborhood teams, partners, and families to work toward a promising future. This brief highlights some key data from 2020-2021 school year that describe the context of education within the Promise Neighborhood.



WHAT TYPES OF SCHOOLS ARE IN THE PROMISE NEIGHBORHOOD?

About 82% of the school-aged children who live in the West Philly Promise Neighborhood attend a public, School District of Philadelphia-run school or a charter school, and 13% of the children attend a private or Catholic school.

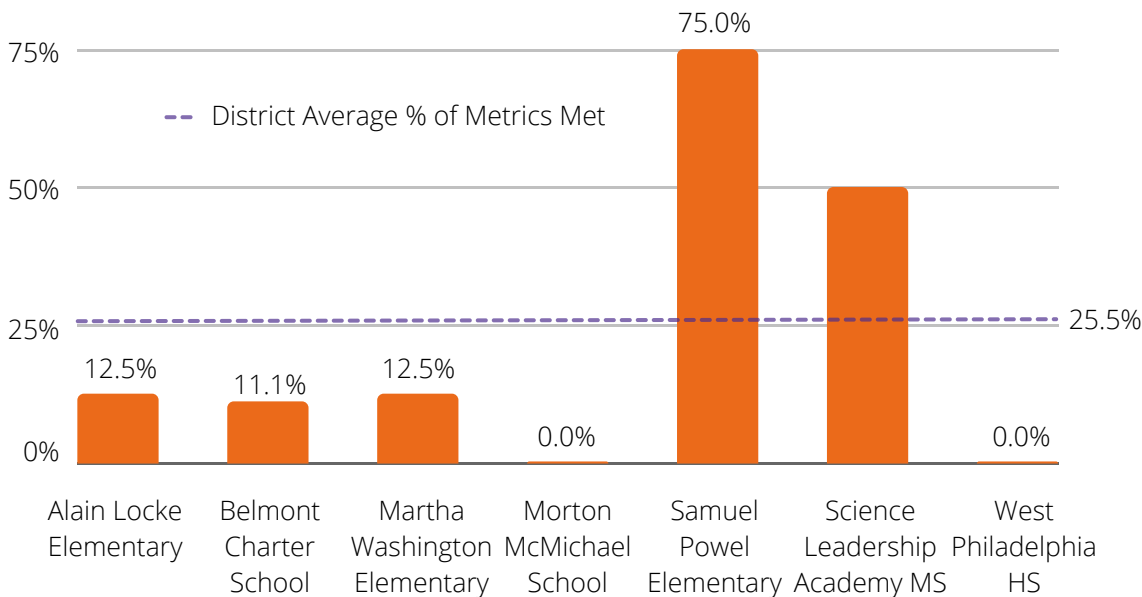
There are 21 schools within the Promise Neighborhood boundaries. The **only** neighborhood high school is West Philadelphia High and it is slightly outside of the Promise Neighborhood.



PROMISE NEIGHBORHOOD PARTNER SCHOOLS

District and Charter schools are rated by the School District based on their achievement on standardized tests (PSSAs or Keystones) as well as school climate, culture, and opportunity. High schools are also assessed on their ability to prepare students for college and careers. There are various metrics for each category and schools are scored based on how many of the metrics for which they meet an acceptable standard. The target scores are set by the state, the Board of Education and the district. These scores below show how many of the 8-9 metrics schools in the Promise Neighborhood met in comparison to the average across all schools in the district.

SCHOOL PROGRESS REPORT ON EDUCATION AND EQUITY (SPREE) SCORES FOR PN SCHOOLS, 2021-2022



A few notes on this data:

- SPREE scores were first released for the 2020-2021 school year, but PSSA/Keystone data was not included so comparisons cannot be drawn from prior years at this time
- Not every school has sufficient data to be scored on each metric
- Visit <https://www.philasd.org/performance/programsservices/spree/> to learn more

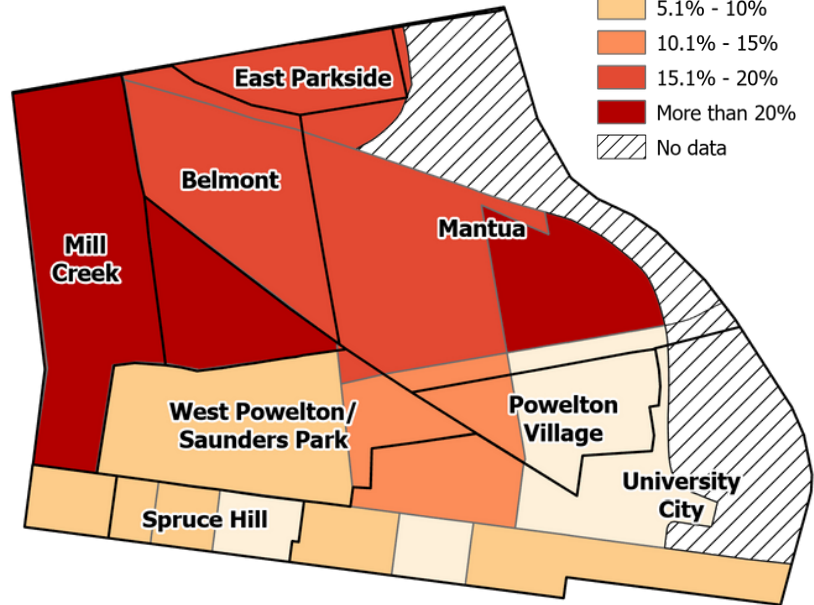
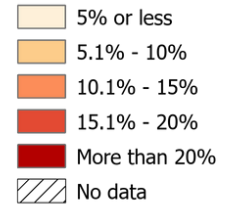
Source: School District of Philadelphia, 2022

LACK OF ACCESS TO THE INTERNET

Access to educational resources is essential for student achievement. One of the most important resources is internet in the home.

As shown in the map to the right, in parts of Belmont, Mill Creek, and Mantua, more than 20% of households do not have internet access. The areas with the highest access are those with high university presence. However, internet access has increased in the PN from 2017 to 2021. Especially among families with schoolchildren, who were targeted by PN programming.

Percent of Households With No Internet Access



Source: US Census - American Community Survey, 2021

61% DECREASE IN HOUSEHOLDS THAT LACK INTERNET ACCESS IN PN FROM 2017 TO 2021

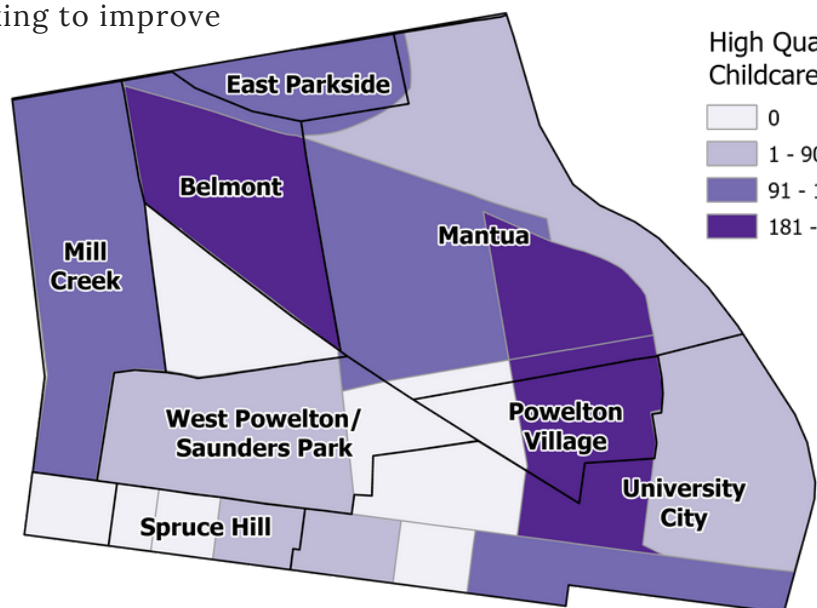
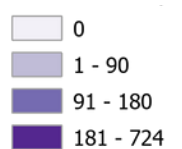
EARLY CHILDHOOD EDUCATION

Early childhood education (ECE) is important for healthy child development and preparing for a future of academic success. In Pennsylvania, ECE providers are rated using the Keystone STARS program. The more stars an ECE gets, the higher quality of care and education they provide. In the PN, a collaboration of social service and education agencies with community stakeholders, called Action for Early Learning, is working to improve the quality of childcare. In 2021, **16 out of the 26 Action for Early Learning ECE centers in the Promise Neighborhood were rated as high quality!**

63% OF CHILDCARE SLOTS IN THE PN ARE IN HIGH QUALITY CENTERS

The distribution of the high quality childcare slots available in the PN is shown in the map to the right. Mantua has more high quality childcare slots than any other neighborhood, with more than 860 slots. The areas of the map shaded in lighter colors indicate where more childcare may be needed.

High Quality Childcare Slots



Source: ChildcareMap, 2021

EDUCATIONAL ATTAINMENT: HIGH SCHOOL

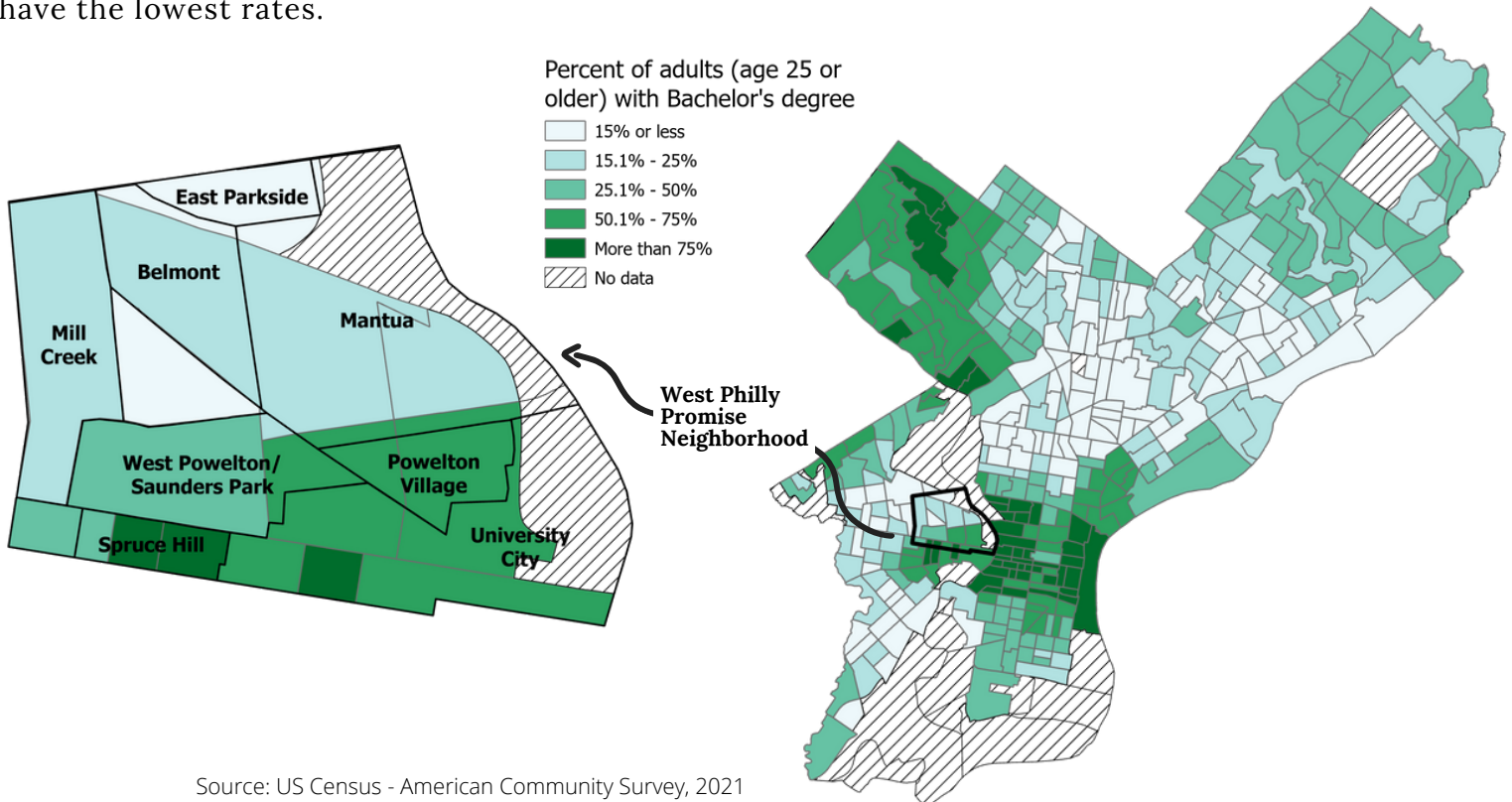
Disparities in educational outcomes, such as graduating from high school or college, may suggest differences in how resources are distributed throughout communities and the quality of the resources available to community members. There is a wide range in the percentage of adults with a high school diploma in Promise Neighborhood. Parts of University City and Spruce Hill have as high as 100% of adults with a high school diploma. Parts of Belmont and East Parkside have 76% and 77% of adults with a high school diploma. **Overall, the percent of adults in the PN with a high school degree increased by 12% compared to 2018.**



Source: US Census - American Community Survey, 2021

EDUCATIONAL ATTAINMENT: COLLEGE

Below are two maps that show the percentage of adults with a 4-year college degree, where darker colors represent areas where more residents have a degree. Across the city, the percent of adults above 25 years of age with a bachelor's degree ranges from 0% to 99%, with an average of 33%. Looking closer at the Promise Neighborhood on the left, the average percent of adults with a 4-year degree is 40%. The areas closer to the University of Pennsylvania and Drexel University have the highest rates of adults with a bachelor's degree and the Belmont and East Parkside neighborhoods have the lowest rates.



Source: US Census - American Community Survey, 2021

West Philly Promise Neighborhood Data and Research Core

The role of the Data and Research Team is to build an infrastructure for research, evaluation, data access, and dissemination for the West Philly Promise Neighborhood initiative. The goal of the Team is to develop and implement data systems to sustain lasting change within the Promise Neighborhood community. Data is collected at the child, family, and school-level to support, inform and evaluate the project. Biennial neighborhood surveys are conducted with households with children ages 0-18 in the Promise Neighborhood footprint to better understand contextual factors and population-level improvements over time. As a part of the Data and Research Team, the goal of the indicators briefs is to provide community stakeholders with data snapshots that can be utilized to advance community programming and social change. Through data analysis and visualization, these briefs provide data and information to contextualize the factors impacting the West Philly Promise Neighborhood.

Data Sources:

This brief uses contextual data to describe baseline conditions for the West Philadelphia Promise Neighborhood Community. The data is from the 2021-2022 school year and the 2021 calendar year. A previous brief was published with 2018-2019 data.

- [US Census - American Community Survey](#)
- [Childcare Map](#)
- [School District of Philadelphia](#)

Recommended citation:

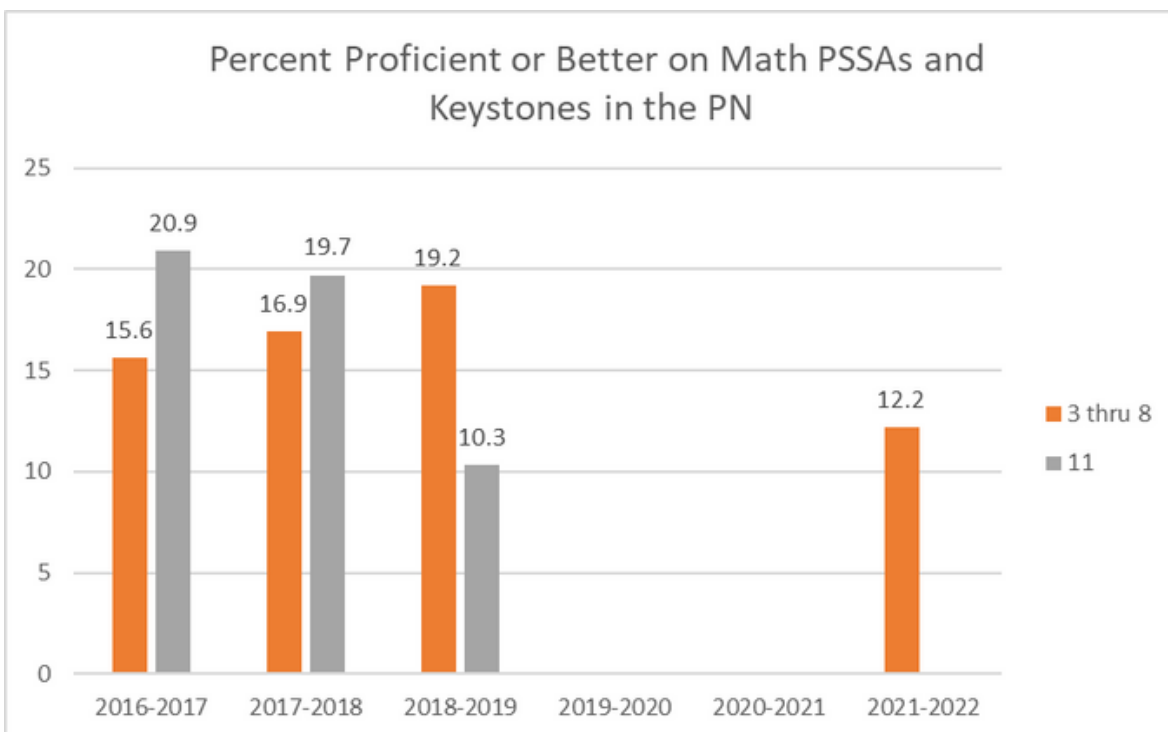
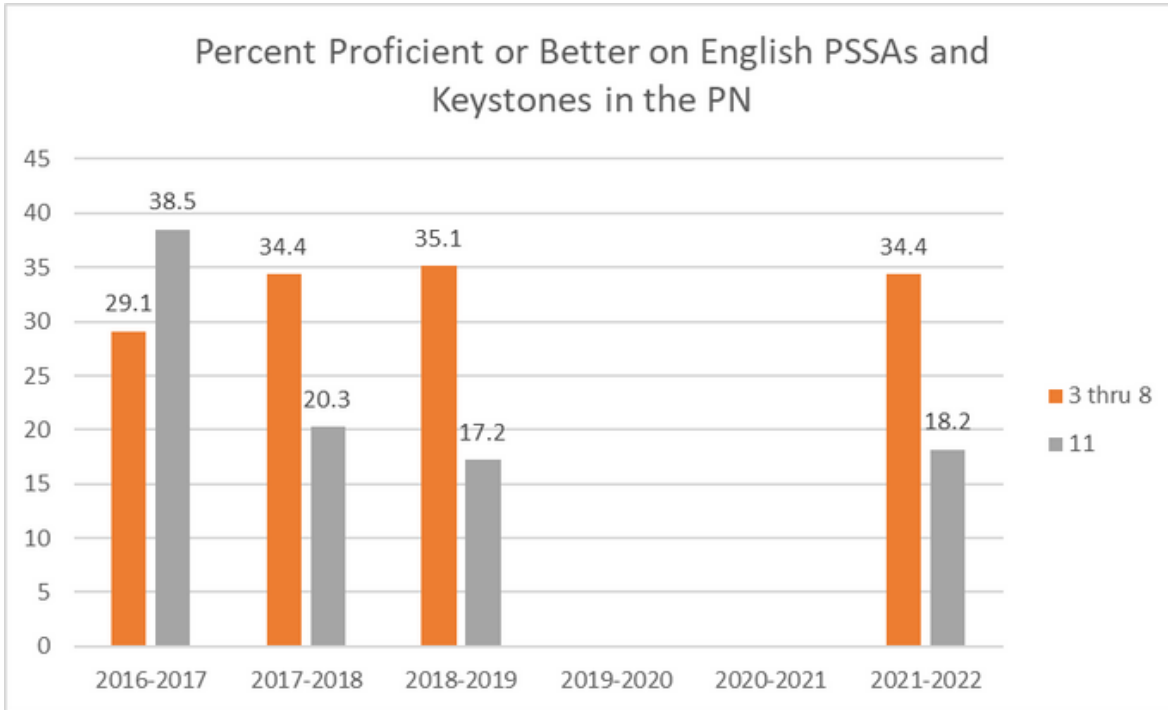
Munn, T., Carl, J., Fوسفeld, Z., Joseph, S., Galpern, D., Budd, J., Lê-Scherban, F., Carroll-Scott, A. West Philly Promise Neighborhood, Issue Brief: Education (2021). Dornsife School of Public Health, Drexel University: Philadelphia, PA; June 2023.



**WEST PHILLY
PROMISE
NEIGHBORHOOD**

PROMISE NEIGHBORHOOD PARTNER SCHOOLS STANDARDIZED TEST SCORES

Students across Pennsylvania public schools take standardized tests each year in grades 3 through 8 (PSSAs) and grade 11 (Keystones). These tests are meant to assess if students have gained the expected skills and knowledge for their grade level. Test scores are grouped into 4 categories: below basic, basic, proficient, and advanced. Below are graphs that show what percent of students in PN schools earned scores that were considered proficient or advanced on the mathematics and English language arts tests. Due to the COVID-19 pandemic, tests were not administered in the 2019-2020 and 2020-2021 school years.

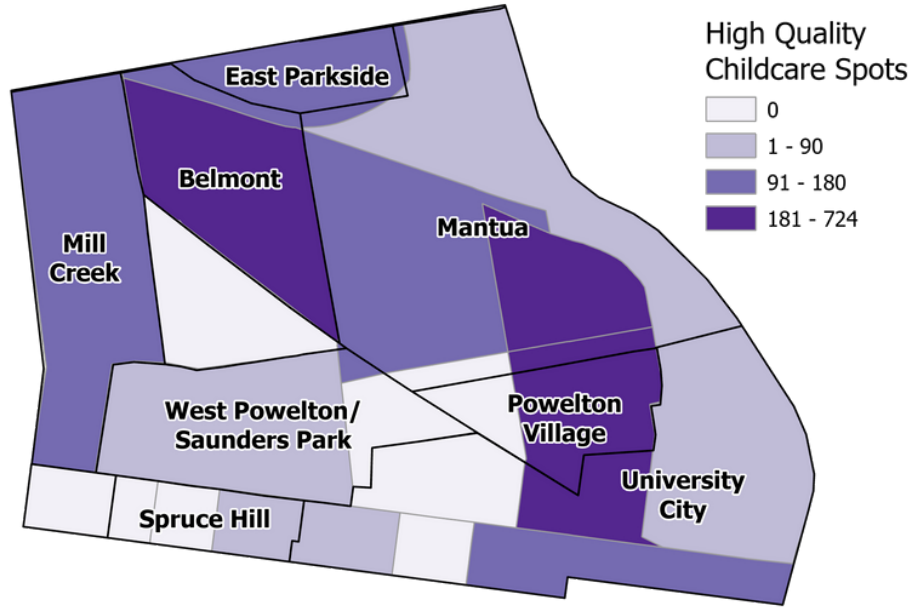


EARLY CHILDHOOD EDUCATION

Early childhood education (ECE) is important for healthy child development and preparing for a future of academic success. In Pennsylvania, ECE providers are rated using the Keystone STARS program. The more stars an ECE gets, the higher quality of care and education they provide. In 2021, **60% of ECE centers in the Promise Neighborhood were rated as high quality!**

63% OF CHILDCARE SLOTS IN THE PN ARE IN HIGH QUALITY CENTERS

The distribution of the high quality childcare spots available in the PN is shown in the map to the right. Mantua has more high quality childcare spots than any other neighborhood, with more than 860 slots. The areas of the map shaded in lighter colors indicate where more childcare may be needed.

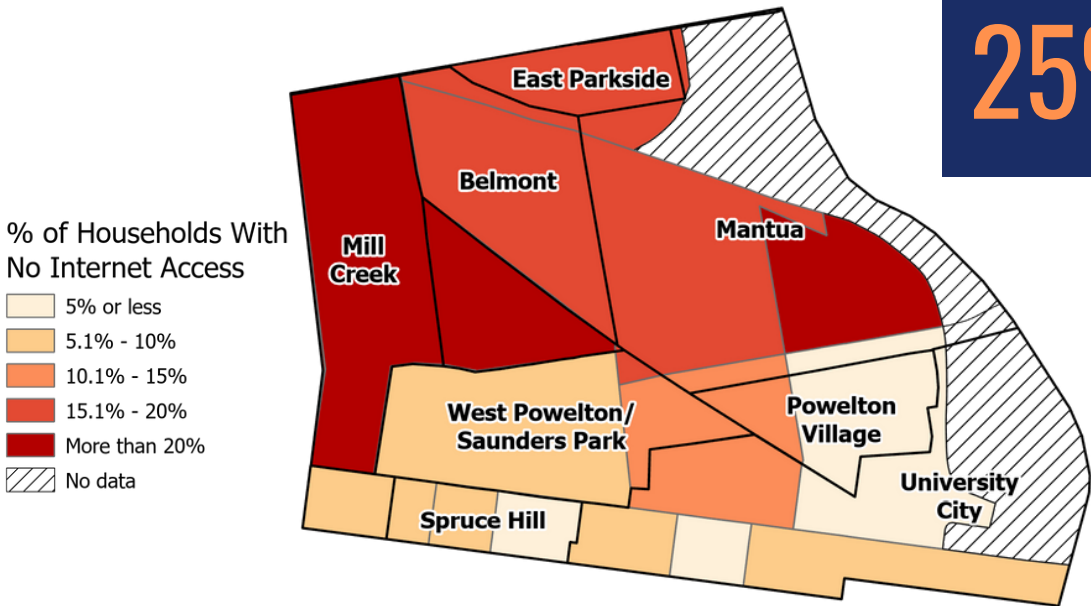


Source: ChildcareMap 2021

ACCESS TO THE INTERNET

Access to educational resources is essential for student achievement. One of the most important resources is internet in the home. As shown in the map below, **in parts of Belmont, Mill Creek, and Mantua, more than 20% of households do not have internet access.** The areas with the highest access are those with high university presence.

25% INCREASE IN HOUSEHOLDS INTERNET ACCESS IN PN FROM 2017 TO 2021



Source: US Census - American Community Survey 2021