



**WEST PHILLY  
PROMISE  
NEIGHBORHOOD**

**ISSUE BRIEF:  
DEMOGRAPHICS**

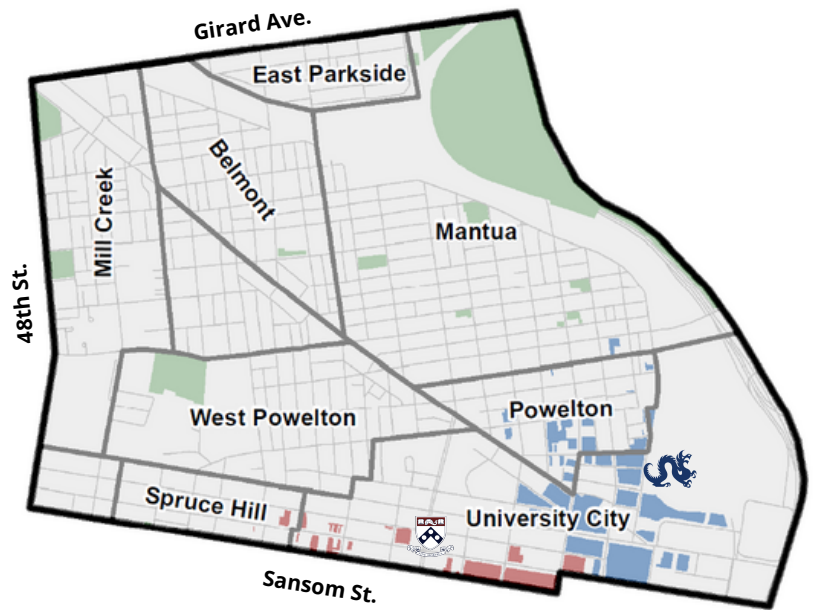


**WEST PHILLY  
PROMISE  
NEIGHBORHOOD**

## The West Philly Promise

**Neighborhood** is a 5-year initiative funded by a U.S. Department of Education grant to support cradle to career opportunities for children living or going to school in the Promise Neighborhood footprint.

The overall Promise Neighborhood footprint is about 2 square miles bordered by Girard Avenue to the North, Sansom St. to the South, 48th St. to the West, and the Schuylkill River to the East. This area includes the Belmont, Mantua, Mill Creek, Powelton Village, West Powelton/Saunders Park, and East Parkside neighborhoods.



The West Philly Promise Neighborhood programming and resources are focused on households with children. This brief describes some of the common characteristics of the people and families that live in the Promise Neighborhood.

In this data brief, we will provide a general overview of residents in the Promise Neighborhood by showing some data on demographic characteristics, like age, race and income. While numbers and statistics cannot fully encapsulate the lives of those who reside in the Promise Neighborhood, they can offer context for lived experiences.

## DEMOGRAPHICS IN PHILADELPHIA

### Median Age

**35**

MEDIAN AGE OF  
PHILADELPHIANS  
IN 2021<sup>1</sup>

### Unemployment Rate

**8.9%**

OF PHILADELPHIANS  
WERE UNEMPLOYED  
IN 2021<sup>1</sup>

### Households with Children

**25%**

OF HOUSEHOLDS  
HAD CHILDREN  
UNDER 18 IN 2021<sup>1</sup>

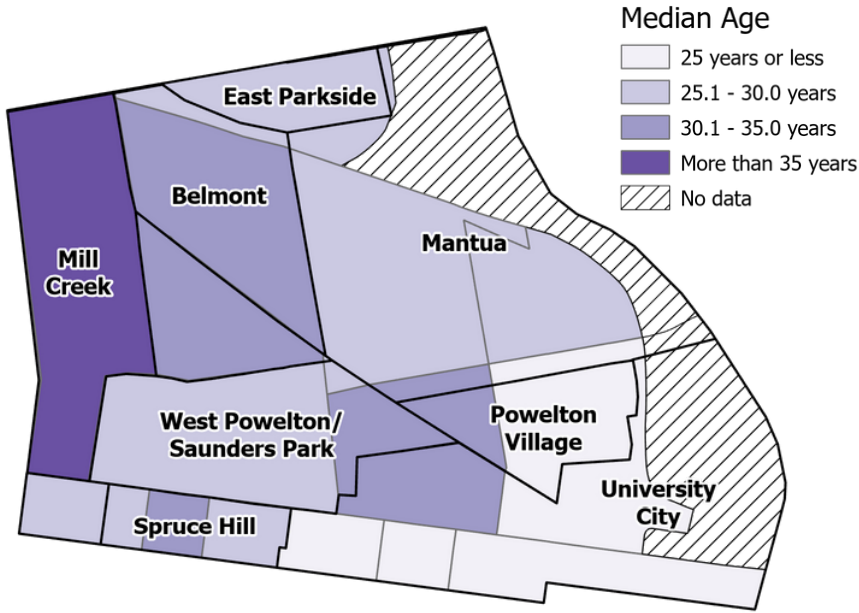
### Median Income

**\$52,792**

MEDIAN  
INCOME IN  
2021<sup>1</sup>



# MEDIAN AGE

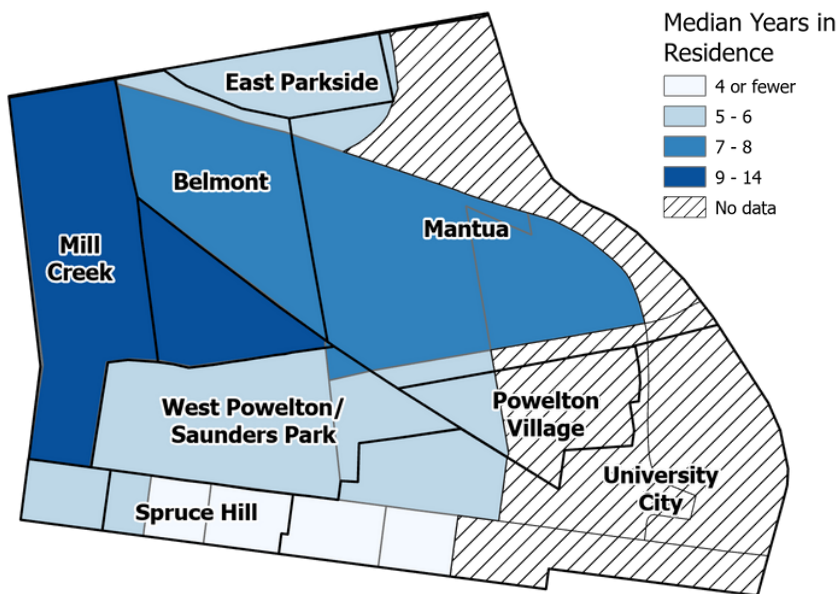


The map to the left shows that the median age of Promise Neighborhood residents varies significantly depending on the neighborhood. In some areas of Powelton Village and University City, the median age is as low as 20, likely reflecting the large student population residing near Drexel University and the University of Pennsylvania. Whereas, the median age in Mill Creek is 48. For reference, the median age in Philadelphia is 35 years old.

Source: US Census - American Community Survey, 2021

# LENGTH OF RESIDENCE IN THE PN

Most Promise Neighborhood residents have lived in their home for over five years. When residents stay in their communities for longer amounts of time, communities can be more connected and more cohesive. In connected communities, strong relationships with neighbors improves health individually, and civic engagement improves health collectively [2].



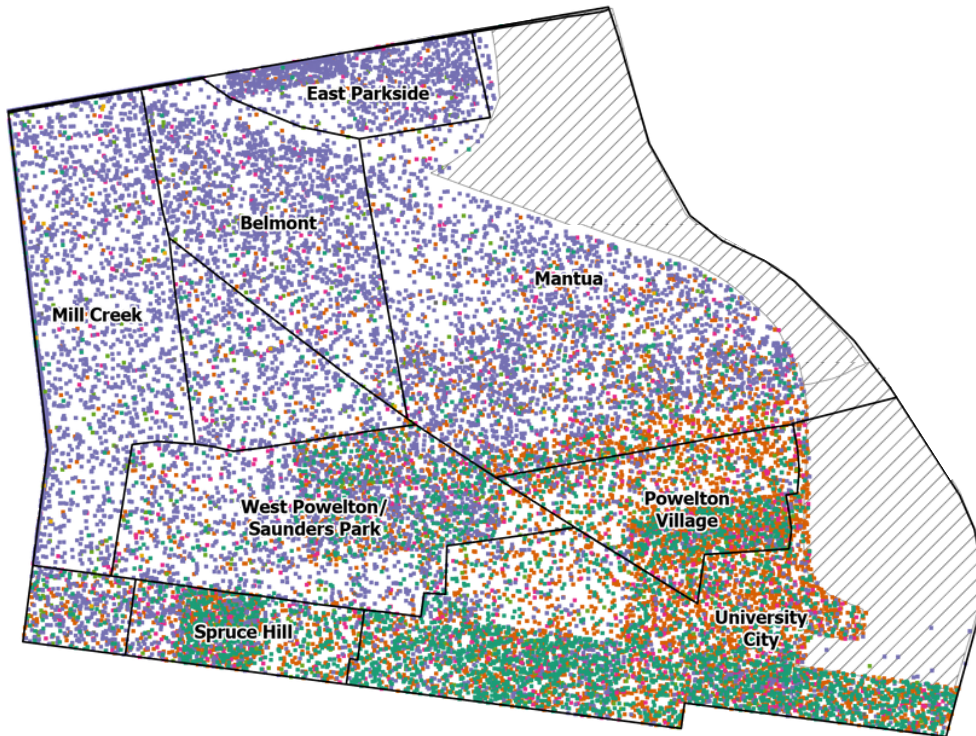
Mill Creek and parts of Belmont have the highest median years of residence (9 or more years). In contrast, parts of Spruce Hill and University City have the lowest median years of residence (4 or fewer years), likely due to high numbers of student housing units.

Source: US Census - American Community Survey 2021

# RACE AND CULTURE

## RACIAL COMPOSITION

In 2021, 55% of Promise Neighborhood residents identified as Black or African American, 27% identified as White and 11% identified as Asian.



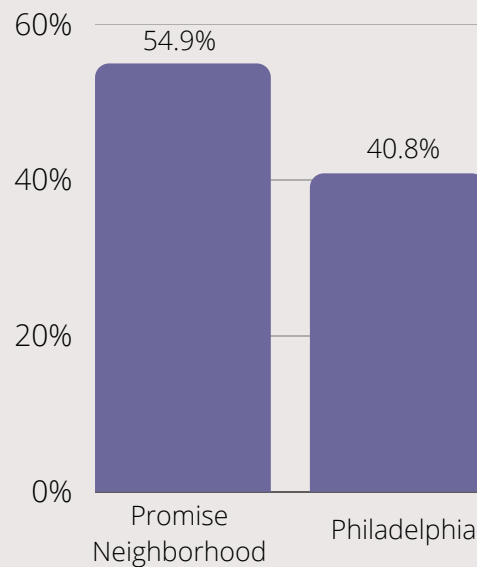
- 1 Dot = 2 people
- Non-Hispanic or Latino Population: American Indian and Alaska Native alone
- Non-Hispanic or Latino Population: Asian alone
- Non-Hispanic or Latino Population: Black or African American alone
- Hispanic or Latino Population
- Non-Hispanic or Latino Population: Native Hawaiian and Other Pacific Islander alone
- Non-Hispanic or Latino Population: Some Other Race alone
- Non-Hispanic or Latino Population: Population of two or more races:
- Non-Hispanic or Latino Population: White alone

This map displays the racial diversity in the Promise Neighborhood. Each colored dot represents two people. Belmont, Mantua, East Parkside and Mill Creek are primarily Black while Spruce Hill, University City and Powelton Village have large Asian and White populations likely due to the academic institutions in these areas.

Source: US Census - American Community Survey, 2020

The Promise Neighborhood is a predominantly Black area with a rich history. There are 30 Black historic sites throughout the Promise Neighborhood, including 19 churches, the St. Ignatius of Loyola school, the Divine Tracy hotel, the Stephen Smith retirement home, and the site of a rally held by Dr. Martin Luther King Jr. in 1965 [6]. Today, many block captains and active civic associations contribute to the vibrant communities across the PN. In fact, there are 23 active registered community organizations within a half mile of the PN.

### PERCENT OF BLACK RESIDENTS



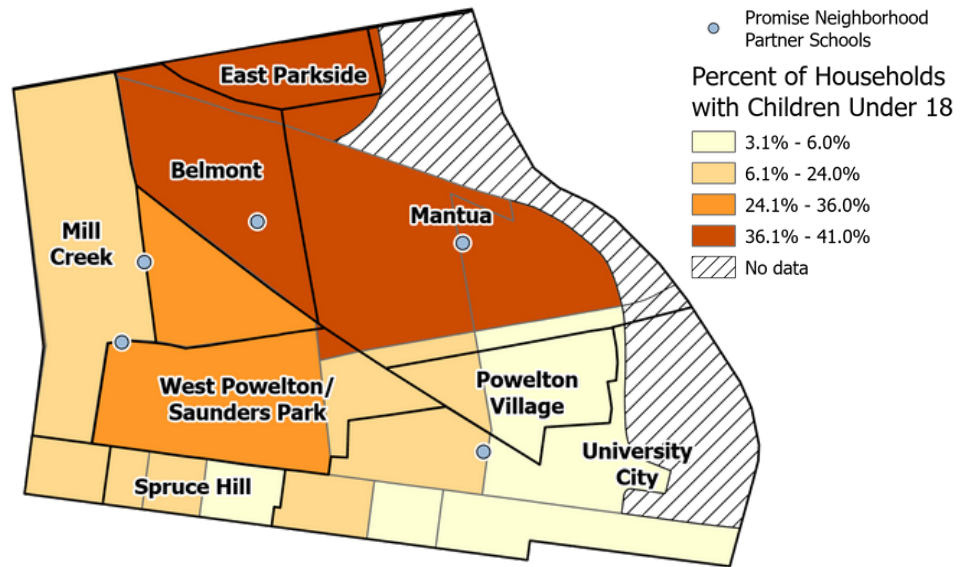
Source: US Census - American Community Survey, 2021

# HOUSEHOLDS WITH CHILDREN

Many Promise Neighborhood households have children between the ages of 0 and 17. As shown on the map below, over 36% of households in East Parkside, Mantua, and parts of Belmont have children under 18 years old.

The following local schools have partnered with the Promise Neighborhood:

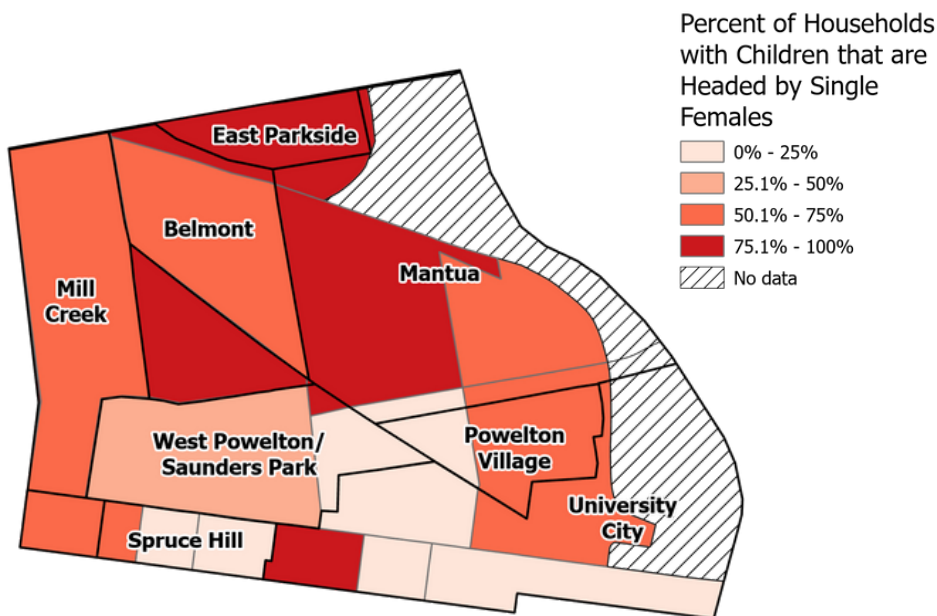
- Alain Locke School
- Belmont Charter School
- Martha Washington School
- Morton McMichael School
- Samuel Powel School
- Science Leadership Academy Middle School
- West Philadelphia High School



Source: US Census - American Community Survey 2021

# HOUSEHOLDS HEADED BY SINGLE FEMALES

Single parents may experience more emotional and financial stress than households which have multiple adults who share caregiving responsibilities [5]. Many households in the Promise Neighborhood are headed by single females.



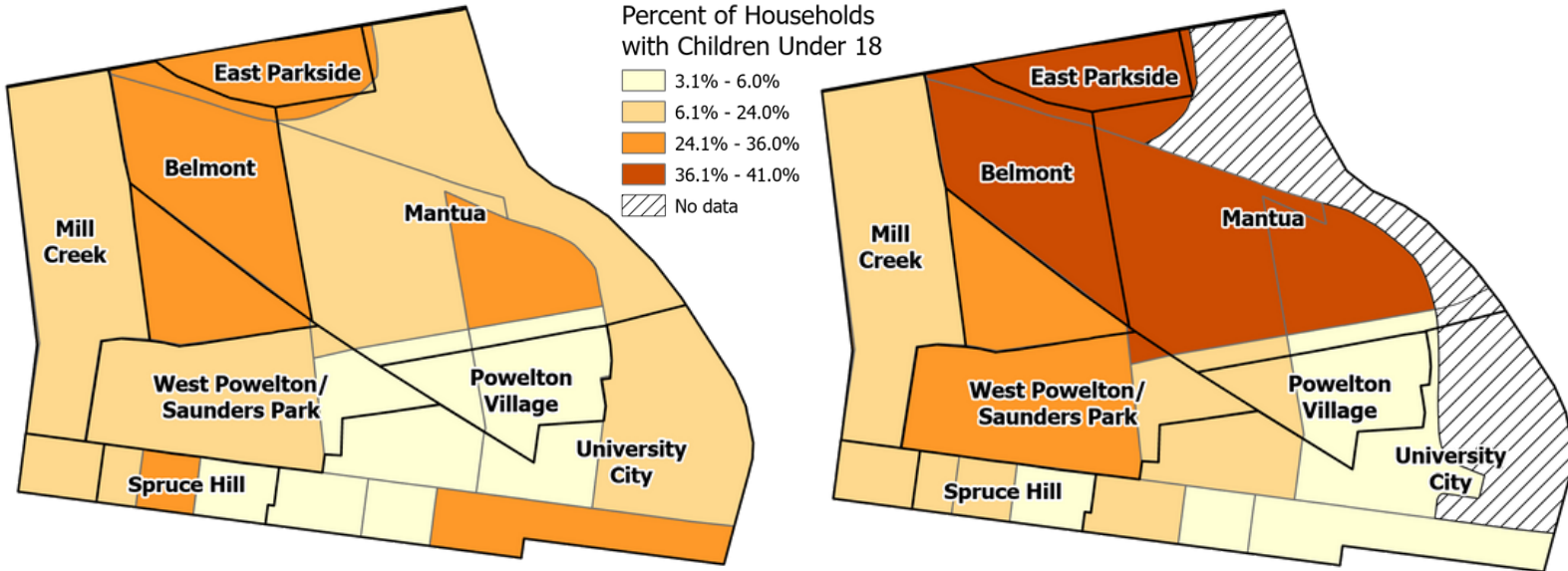
The map to the left shows how many homes with children are headed by an unmarried female in the Promise Neighborhood. More than 75% of households with children in areas of Mantua, Belmont, East Parkside and Spruce Hill are headed by single women. This is far more than the city average of 42%.

Source: US Census - American Community Survey, 2021



# HOUSEHOLDS WITH CHILDREN

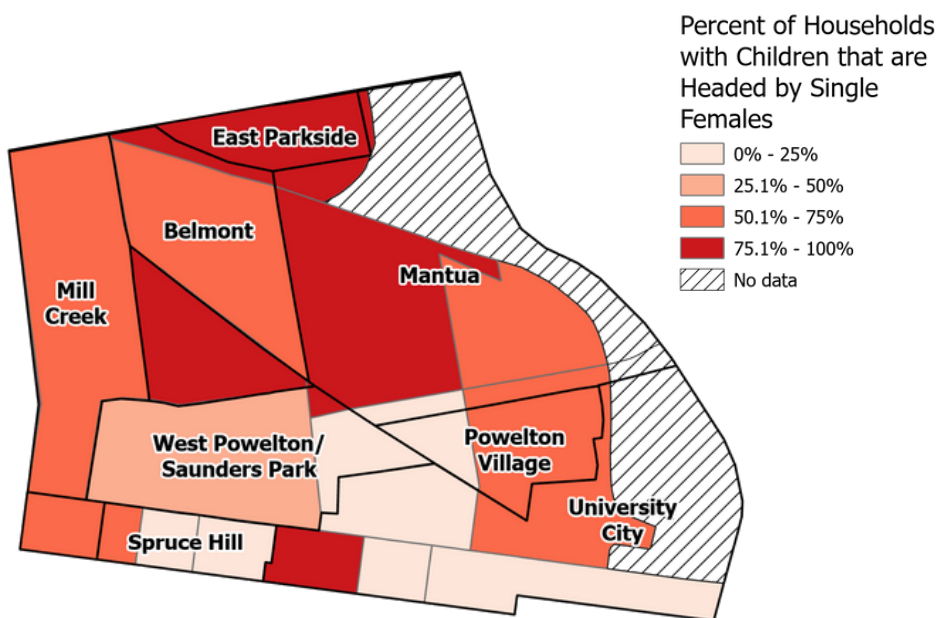
Many Promise Neighborhood households have children between the ages of 0 and 17. As shown on the maps below, most neighborhoods in the PN have seen an increase in the percent of households with children from 2016 to 2021. For example, over 36% of households in East Parkside, Mantua, and parts of Belmont had children under 18 years old in 2021.



Source: US Census - American Community Survey 2016, 2021

# HOUSEHOLDS HEADED BY SINGLE FEMALES

Single parents may experience more emotional and financial stress than households which have multiple adults who share caregiving responsibilities [5]. Many households in the Promise Neighborhood are headed by single females.

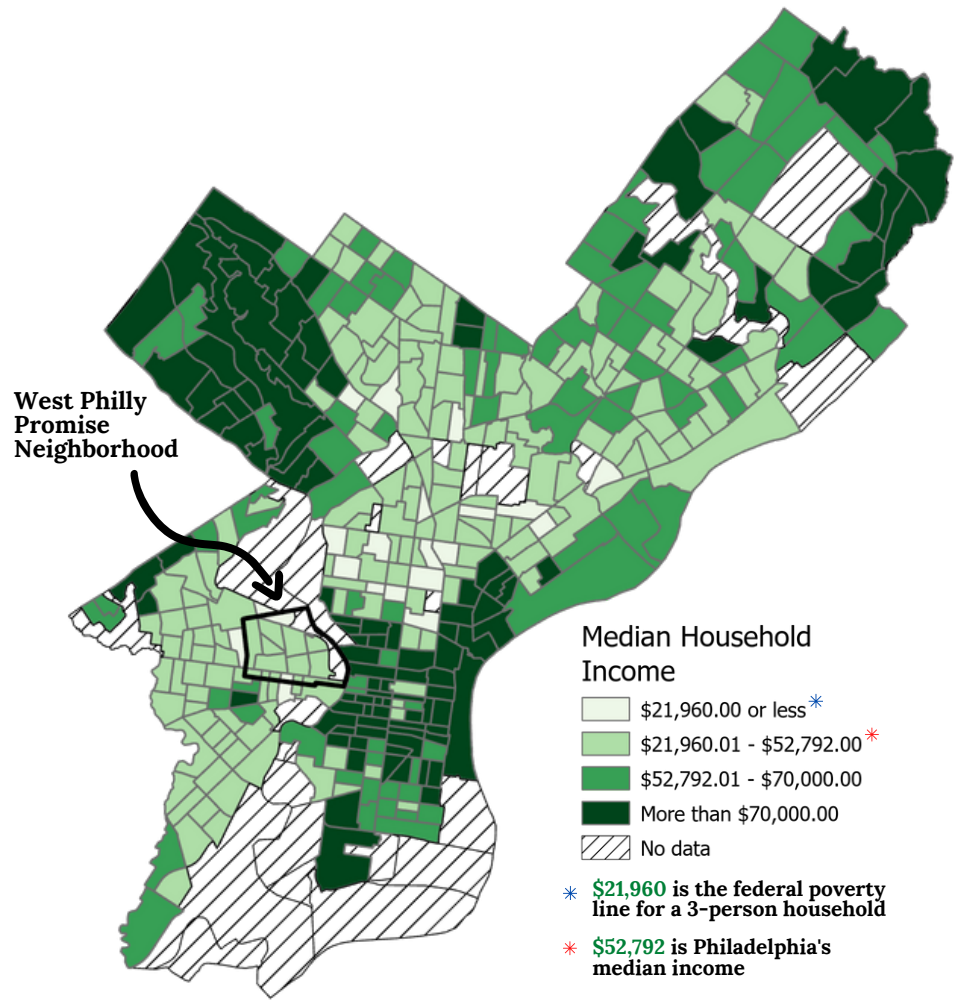


The map to the left shows how many homes with children are headed by an unmarried female in the Promise Neighborhood. More than 75% of households with children in areas of Mantua, Belmont, East Parkside and Spruce Hill are headed by single women. This is far more than the city average of 42%.

Source: US Census - American Community Survey, 2021

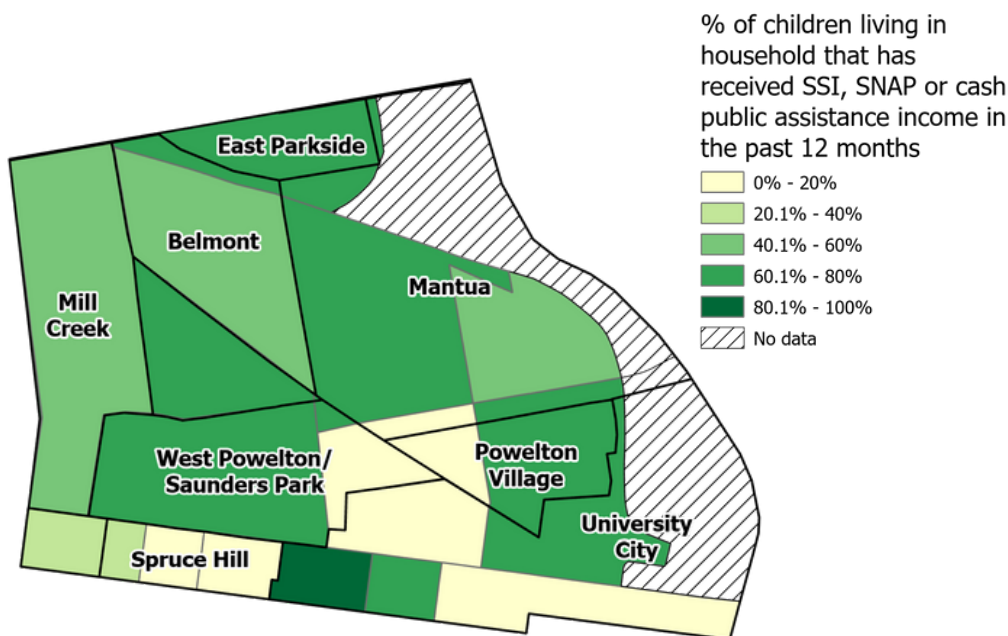
# INCOME

The map to the right depicts income inequality within the Promise Neighborhood and across the city of Philadelphia. The median household income in nearly all of the Promise Neighborhood is at or below Philadelphia's median income (\$52,792). East Parkside and parts of Spruce Hill have incomes below the federal poverty line for a household of three individuals (\$21,960). The median income of a neighborhood is important to understand the challenges families experience day-to-day due to unfair distribution of resources. Neighborhoods with lower incomes often experience challenges like less access to safe parks, recreation areas, and fresh food [3].



Source: US Census - American Community Survey, 2021

# CHILDREN IN HOUSEHOLDS RECEIVING PUBLIC ASSISTANCE



The map to the left shows how many homes with children have received public assistance in the past year in the form of

- supplemental security income (SSI)
- supplemental nutrition assistance program (SNAP) benefits
- cash public assistance income (like TANF)

Eligibility for these programs varies but is based on factors like income, disability status and/or age. Public assistance programs can help to reduce the impact of poverty on children [4].

Source: US Census - American Community Survey, 2021

## West Philly Promise Neighborhood Data and Research Team

The role of the Data and Research Team is to build an infrastructure for research, evaluation, data access, and dissemination for the West Philly Promise Neighborhood initiative. The goal of the Team is to develop and implement data systems to sustain lasting change within the Promise Neighborhood community. Data is collected at the child, family, and school-level to support, inform and evaluate the project. Biennial neighborhood surveys are conducted with households with children ages 0-18 in the Promise Neighborhood footprint to better understand contextual factors and population-level improvements over time. As a part of the Data and Research Team, the goal of the indicators briefs is to provide community stakeholders with data snapshots that can be utilized to advance community programming and social change. Through data analysis and visualization, these briefs provide data and information to contextualize the factors impacting the West Philly Promise Neighborhood.

### Data Sources:

This brief uses contextual data to describe baseline conditions for the West Philadelphia Promise Neighborhood Community. The data is from the US Census 5-year American Community Survey estimates.

1. US Census 5-year American Community Survey estimates
2. Office of Disease Prevention and Health Promotion, U.S. Department of Health and Human Services. (n.d.). Social cohesion. Social Cohesion - Healthy People 2030. <https://health.gov/healthypeople/priority-areas/social-determinants-health/literature-summaries/social-cohesion>
3. Diez Roux AV, Moore KA, Melly SJ, Wang X, Joshi R. Neighborhood Health and Poverty in Philadelphia. Urban Collaborative Data Brief Number 2, 2017. Dornsife School of Public Health, Drexel University: Philadelphia PA. Available from <https://drexel.edu/uhc/resources/briefs>
4. Sherman, A., & Mitchell. (2017). Economic Security Programs Help Low-Income Children Succeed Over Long Term, Many Studies Find | Center on Budget and Policy Priorities (Poverty and Inequality). Center on Budget and Policy Priorities. <https://www.cbpp.org/research/poverty-and-inequality/economic-security-programs-help-low-income-children-succeed-over>
5. American Psychological Association. (2019, October 31). Single parenting and today's family. American Psychological Association. <https://www.apa.org/topics/parenting/single-parent>
6. Preservation Alliance for Greater Philadelphia. (2009). Historic Inventory. Preservation Alliance. <https://preservationalliance.com/explore-historic-philadelphia/historic-inventory/>

### Recommended citation:

Munn, T., Carl, J., Fusfeld, Z., Joseph, S., Galpern, D., Budd, J., Lê-Scherban, F., Carroll-Scott, A. West Philly Promise Neighborhood, Issue Brief: Demographics (2021). Dornsife School of Public Health, Drexel University: Philadelphia, PA; May 2023.

**For more resources related to these data, please visit our website:**

<https://westphillypn.org/how-we-measure-success/neighborhood-indicators>



**WEST PHILLY  
PROMISE  
NEIGHBORHOOD**