



Picture This: Newest Microscopes Quicken the Pace of Research

To the extent that all scientific research relies on technology, the next great discovery may be at the other side of a latest-generation lens. For researchers at Drexel University College of Medicine, the acquisition of two new confocal microscopes provides an unprecedented view into the human body — and fresh insights into conditions such as autism, neuroinflammation, HIV-associated neurocognitive impairment, heart attacks, cancer and more.

Confocal microscopy deploys laser scanning for optical imaging. Through multiple scans of sections of the object with a controlled depth of focus, the microscope and its associated software can assemble and digitally render a three-dimensional view. While the College has owned confocal microscopes for many years, the newest versions, purchased at the end of 2016, offer updated features such as higher resolution, better

accuracy, low-temperature operability and greater speed for processing data. A Leica microscope has already been installed in the Department of Neurobiology & Anatomy at the Queen Lane Campus while an Olympus model is going into the New College Building on the Center City Campus, with both being made available to multiple investigators.

The investment in the equipment allows for a more efficient and powerful approach to research. "In the past it would take us up to two hours to analyze a single neuron, and now we can do that at least three times faster," says Olimpia Meucci, MD, PhD, chair of the Department of Pharmacology & Physiology. The improved pace not only speeds up the course of an investigation, but it also makes it possible for more

investigators to access the equipment on a given day and for greater spans of time. Meucci estimates that double the number of investigators can now use the equipment to look at live cells.

The level of detail in the new scopes' imaging enables new understanding of cell processes at the molecular level. "In my lab, we look at changes in the intracellular localization of specific proteins involved in neuroprotection, as well as their interaction with other proteins and cellular structures," Meucci says. "One of my students has just

SPRING 2017

Vol. 5, No. 2



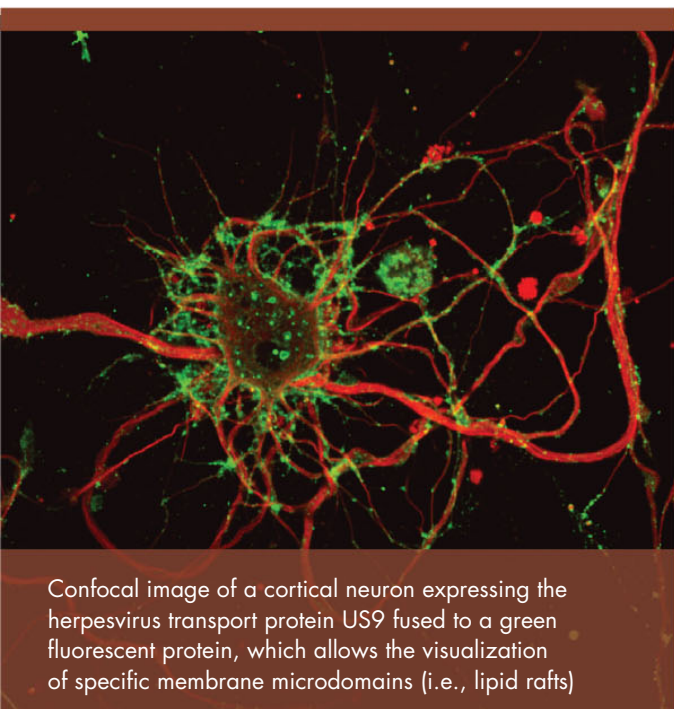
Communication —
Rita Guevara, MD,
breaks down barriers



Provost Blake and
graduate students
have a C.H.A.T.



Alum David Shulkin,
MD, new leader of
Veterans Affairs



Confocal image of a cortical neuron expressing the herpesvirus transport protein US9 fused to a green fluorescent protein, which allows the visualization of specific membrane microdomains (i.e., lipid rafts)

Contents

Picture This: Newest Microscopes 1
Destination Excellence 3
Compliance & Privacy 9

NEWS & EVENTS

Tuttle-Piper Vice Deanship,
Bow Tie School, AAALAC accreditation,
student authors, DUCOM Classical 5-7

WHAT WE'RE DOING

Activities and accomplishments 8-11

ALUMNI NOTES

Alumni Notes 12-15
MLAS Stands Out 15
Reunions 16

Calendar 4

In Memoriam 11

pulse

Pulse, a publication for students, faculty, staff and alumni of Drexel University College of Medicine, is published five times a year by the Marketing & Communications Department
1601 Cherry Street, Suite 11484
Philadelphia, PA 19102

Marsha Braverman
Chief Marketing Officer

Jean Tracy
Editor

Heidi Karl
Art Director, Hollister Creative

Contributing writers:
Dan Heinkel, Adrienne Hovey,
Lauren Ingeno, Elisa Ludwig, Nancy West

Editorial Advisory Council:
Leah Cianfrani, Danielle Kane,
Michael Lombardo, Paul McGonigle, PhD,
Michael Nonnemacher, PhD, Brent Simmons, MD

Submissions may be mailed to *Pulse* c/o the Marketing & Communications Department, emailed to pulse@drexelmed.edu, or faxed to 215.255.7301.

For questions, comments or additional copies of *Pulse*, call 215.255.7330 or email pulse@drexelmed.edu.

drexel.edu/medicine
drexelmedicine.org



Here Comes Spring

One of the blessings of academic life is the academic calendar. To every thing there is a season. Whether or not the groundhog sees his shadow, grant cycles cycle, brilliant doctoral candidates defend their theses, and we look forward to a successful Match Day for the senior medical students. If it finally seems wintry outside, inside we have spring spirit.

Although changes in health care are on the horizon, and we don't know how they may affect the delivery of care or clinical training, the

essence of medicine and science as it pertains to our mission of research and education remains unchanged.

Another constant is that as a University and a medical school, we remain committed to the promotion and protection of a policy of diversity. Who knows better than a scientist or physician the countless significant contributions to human life and understanding made by people in other countries or by people in the United States who came from around the world? The value of diversity is undeniable. One of the College's guiding principles is acknowledgment that diversity — in faculty, professional staff, students and trainees — enables our mission.

An inclusive, collaborative environment enhances everyone's work. Our basic science departments are flourishing. In addition to

interdepartmental and cross-campus collaborations, many researchers are engaged in extramural associations, such as the National Cancer Institute-designated Sidney Kimmel Cancer Center Consortium. Several multidisciplinary grants are among the numerous awards we continue to attract from the National Institutes of Health and other sources. There are also increasing collaborations between our basic and clinical scientists in many areas, including, for example, immunology and infectious diseases. The basic science departments and their research are at the foundation of everything we do.

Speaking of foundations, we are nearing the launch of Foundations and Frontiers, the new medical education curriculum, which will be fully implemented for the next entering class. For the Foundations phase, our basic science, clinical and medical education faculty have done a superlative job in teaming up to create courses that integrate multiple disciplines for a more holistic approach. Foundations and Frontiers reshapes and builds upon the best of what we have and adds experiences that will keep our medical students on the leading edge.

No matter the twists and turns in the health care landscape, we will continue to do our part in producing top scientists and physicians to serve our communities and our nation.



Daniel V. Schidlow, MD

Daniel V. Schidlow, MD
Walter H. and Leonore Annenberg Dean
Senior Vice President of Medical Affairs

Breaking Down Language Barriers

Diversity encompasses numerous layers — ethnicity, religion, sexual orientation, socioeconomic background and language, just to name a few examples. Language, both verbal and nonverbal, is fundamental in how we communicate, emote, learn from one another and ultimately better serve our patients. I am one of only two Latina providers in my academic pediatric practice, where a little under half of our patient population is Latino. We are both bilingual, and several of our other providers also speak Spanish well enough to conduct full patient encounters. Some have more experience with Caribbean and Mexican cultures than I do as a Peruvian-American. It's incredibly fulfilling to work in a place where I am constantly learning more about my own culture and others from both my patients and my colleagues.

Physician visits were stressful experiences for many of my family members. They struggled to communicate their questions and concerns because English was not their first or their preferred language, especially when it came to discussing their health. I know the distress and frustration that come with being on the patient end of a conversation fractured by a language barrier. It means so much to me to speak with my patients and their families in Spanish, and I'm proud that so many of my co-workers can do the same with Spanish or any number of other languages. My family's experience has made me more sensitive to how I speak with families whose language I don't know. When an interpreter is not available in person, we can access live interpretation by video or phone. As cumbersome and time-consuming as those interfaces may seem at times, I view them as vital tools to ensure that I can provide every patient with the best quality of care possible.

Medical students and residents often experience language barriers in caring for patients when they rotate through our clinic, and these encounters are great opportunities to engrain in them the importance of effective communication. Instead of asking if a parent speaks English, I teach our trainees to ask families if they have a language preference for communicating and for written materials they may receive. I remind trainees to speak in short sentences when using the interpreter phones and to pause to give the interpreter time to process the information before relaying it to the family. I encourage them to make eye contact with the family when they speak and to be conscious of all the nonverbal body language they can use. Even though I came to appreciate the importance of communication across different languages early on in life, many of the skills I utilize on a daily basis are ones learned during my training at Drexel University College of Medicine.

Successfully completing the Drexel Pathway to Medical School (DPMS) program almost 10 years ago is one of my proudest achievements. DPMS gives people from socioeconomically disadvantaged backgrounds conditional acceptance into the medical school provided they complete certain academic requirements through a one-year master's program. It was a very humbling, but at the end a very empowering, experience. I forged lifelong bonds with incredible individuals, each with their own story of diversity, whose accomplishments and successes in their respective medical fields make my heart swell with admiration. This program is making a significant contribution to diversity in medicine, and its graduates further strengthen the medical school's already robust diversity education and inclusion initiatives.

If you are interested in learning more about diversity at the College of Medicine or becoming more involved, I encourage you to look at the newly updated diversity section of the website: drexel.edu/medicine/About/Diversity/. It's a great resource for current students, trainees, faculty and alumni.

— Rita P. Guevara, MD '12, Attending Physician,
St. Christopher's Hospital for Children
Center for the Urban Child



Pediatrician Rita Guevara earned an MS in the Drexel Pathway to Medical School program prior to her Drexel medical degree. She completed her residency at St. Christopher's Hospital for Children in 2015 and was one of three residents in her class chosen for a fourth year as chief resident, a leadership position equivalent to junior faculty.

Calendar

March

National Colorectal Cancer Awareness Month

8 **Sex and Gender Research Forum**
Gerri C. LeBow Hall, University City Campus,
8:45 a.m. – 4 p.m. (registration begins 8:15)
Website: drexel.edu/medicine/SGRF

17 **Match Day!**

April

Alcohol Awareness Month

4 **Golden Apple Ceremony**
Queen Lane Campus, 5:30 p.m.

24 **Woman One Award Ceremony**
Honoring Molly D. Shepard
The Rittenhouse, 6 p.m.
Contact: Janine Barber, 215.991.8194 or
jbarber@drexelmed.edu

May

Healthy Vision Month

18 **Classes of 1967 Dinner**
The Union League

19 **Commencement**
The Kimmel Center, 9 a.m. (robing, 8 a.m.)

19–20 **Alumni Weekend**
Calling all classes ending in 2 or 7,
and the Grand Classes (1966 and earlier)
drexel.edu/medicine/Alumni/Reunions

29 **Memorial Day**

June

Men's Health Month

July

Cord Blood Awareness Month

3–14 **Class of 2019 Transition to Clinician I:
Transition to the Clinical Years**

August

National Breastfeeding Month

7–11 **Class of 2021 Orientation**

11 **White Coat Ceremony**

Alumni: For additional information about alumni events, please call 215.762.2371, email medical.alumni@drexel.edu or visit drexel.edu/medicine/alumni/events.

Confocal Microscopy

• continued from the cover

started a series of experiments dissecting the molecular pathways implicated in the regulation of dendritic spines — tiny protrusions of the membrane receiving inputs from other neurons — in cortical neurons. Another student is looking at the effect of HIV viral proteins on neurons and how we can exploit the herpes simplex protein US9 as an intracellular carrier to deliver ‘therapeutic tools’ into affected neurons. Both of these projects require long-term study of live neurons and a complex imaging analysis that would not be feasible without the new confocal,” she says.



Dr. Meucci



Dr. Singh



Dr. Toyooka

There is great excitement and enthusiasm in the Department of Pharmacology & Physiology for the new scope’s capabilities, says Harpreet Singh, PhD, an assistant professor. “We can now go macro to micro with high sensitivity and better temperature controls. The Olympus can also perform super resolution, which is a bonus,” says Singh. In his lab, investigators are looking at single mitochondria from the heart, isolating these 1-to-2-micrometer organelles in order to study the role they play in fine-tuning the physiological impact under pathological conditions such as heart attacks.

The newer models allow investigators to examine live cells with greater stability. In the Department of Neurobiology & Anatomy, Assistant Professor Kazuhito Toyooka, PhD, is studying brain development in transgenic mice and, specifically, how neurons in the cerebral cortex and hippocampus migrate. “I watch in vivo cells in time-lapse imaging over 24-hour periods to analyze their gene function during brain development. In the past, I would have to mark the cells with a

strong signal, the laser would bleach out the image, and it was challenging to keep the samples stable. Now, with the high-sensitivity detectors in the new microscope, we can see every detail and observe the samples for longer stretches of time.” One result, he hopes, will be an understanding of the genes linked to conditions such as autism and schizophrenia and how they develop in the brain.

One of the most exciting possibilities for the new instruments is that they may pave the way for greater cross-department collaboration, Meucci says. “It’s not simply an update for our facilities. The new acquisitions show the College’s commitment to attracting the highest quality students and faculty, increasing exchange between basic science and clinical medicine for greater research outcomes.”

The advances in equipment and their new capabilities will also spur wholly new paths of inquiry. “Just a few years ago it was not even feasible to imagine looking at mitochondria on plates without looking at the whole cell,” Singh says. “Now it’s what we’re doing every day. This technology has enabled me to create my own niche to study the ion channels present in organelles. Seeing is believing.”

Nexos Chile-USA Meeting Hosted at Queen Lane

An organization of Chilean scientists living and working in the United States, Nexos Chile-USA, held its seventh annual meeting at the College of Medicine campus at Queen Lane. Rodrigo A. España, PhD, assistant professor in the Department of Neurobiology & Anatomy, represented the College of Medicine in organizing the November meeting. He was joined as host by Dean Daniel V. Schidlow, MD, who invited the honorary consul of Chile in Philadelphia, Benjamin Leavenworth, to help him welcome the participants.

Founded in 2010, Nexos Chile-USA brings together scientists from distinct areas of science and in different stages of their careers, from students to notable investigators. Its central objective is to generate, support and strengthen collaborations among Chilean scientists in the United States as well as with their peers in Chile, "creating networks for the scientific future" of their country. The theme of the two-day symposium was "Giving Back: Challenges and Opportunities for Scientific Development." España gave the opening keynote talk. Other presenters included faculty from New York University, Princeton, Harvard, Universidad de Chile, Universidad Autónoma, Ohio State,



Front (l-r): Claudio Torres, PhD, research associate professor, Pathology & Laboratory Medicine; Dean Schidlow; Benjamin Leavenworth, honorary consul of Chile in Philadelphia. Back (l-r): Beatriz Milet, MD, Nexos organizing committee; Leonardo Caselli, Nexos Development; Daniela Gómez, PhD, Nexos organizing committee; Matias Escobar, executive director, Nexos; Dr. España; and Pamela Alonso, Nexos organizing committee. Alonso is a second-year graduate student in neuroscience in the España lab.

Temple and New York Medical College, as well as speakers from NASA and the Greenwood Genetic Center.

Dr. Weber Named the Deborah J. Tuttle, MD, and John P. Piper, MD, Vice Dean for Educational Affairs

Valerie Weber, MD, MS, has been named the inaugural Deborah J. Tuttle, MD, and John P. Piper, MD, Vice Dean for Educational Affairs. A ceremony for the dedication and installation of Weber in her new title was held on Wednesday, December 14, at the College of Medicine's Queen Lane Campus.

Dean Daniel V. Schidlow, MD, welcomed the room full of guests, including the donors Deborah J. Tuttle, MD, MCP '82, and her husband, John P. Piper, MD, MCP '83. Following remarks by University Provost Brian Blake, PhD, the dean cloaked Weber with a white coat embroidered with her new title.


Weber joined the College of Medicine as vice dean for educational affairs in 2014. Prior to coming to Drexel, she was a member of the senior leadership

team at The Commonwealth Medical College, where she was the founding chair of the Department of Clinical Sciences, and served as associate dean for clinical affairs. In that role, she designed several innovative elements of the curriculum, seeing the school through from preliminary to full accreditation.

Noting that Drexel University College of Medicine is one of the largest allopathic medical schools in the country, Weber said, "It is hard to overstate the importance of what is being set in motion today [at the dedication]. It will impact the training of generations of future physicians to come, who will care for countless patients. I am so grateful for the generosity of this gift."

Drs. Tuttle and Piper have supported the College of Medicine in many ways over the course of their careers. In addition to the new vice deanship, they have established the Deborah Jane Tuttle, MD '82, and John P. Piper, MD '83, Endowed Scholarship Fund as well as the Kathryn J. and Charles B. Tuttle Lectureship Fund for cardiology, named in honor of Deborah Tuttle's parents. Look for a profile of Drs. Tuttle and Piper in the next *Drexel University College of Medicine Alumni Magazine*.

Left to right: Drs. Schidlow, Piper, Tuttle, Weber and Blake



New Behavioral Neurology & Neuropsychiatry Fellowship

The Drexel Neurosciences Institute has launched a new fellowship: The Behavioral Neurology & Neuropsychiatry Fellowship (sponsored by Drexel University College of Medicine and Hahnemann University Hospital) is a one-year program accredited by the United Council for Neurologic Subspecialties.

The fellowship explores the clinical and pathological aspects of neural processes associated with cognition, emotion, behavior and elementary neurological functioning, in a curriculum that includes weekly lectures on topics in behavioral/cognitive neurology and neuropsychiatry; monthly specialty-specific journal clubs; and weekly interdisciplinary neuropsychiatric conferences organized by the Department of Psychiatry and the Drexel Neurosciences Institute.



G. Peter Gliebus, MD,
program director for
the new fellowship

Fellows will be exposed to a variety of neurodegenerative and non-neurodegenerative cognitive disorders in clinical rotations. They will also work with attendings in psychiatry and geriatric psychiatry, with a movement disorder specialist, and with neuroradiologists to learn about structural and functional brain imaging. A neuropsychology team will teach the principles of neuropsychological testing and interpretation. Fellows will be expected to create and finish at least one research project resulting in publication or presentation.

The Drexel Neurosciences Institute also offers a one-year Clinical Neurophysiology Fellowship program, sponsored by Drexel/Hahnemann. This is an ACGME-accredited fellowship program that provides training in electromyography, nerve conduction studies and electroencephalography.

AAALAC Recommends Continued Full Accreditation

The Association for the Assessment and Accreditation for Laboratory Animal Care International (AAALAC) has recommended continued full accreditation of the College of Medicine's animal care and use program after a triennial site visit. Site visitors recognized the College's program as high quality, with a variety of commendations.

"I am especially proud of the commendation for the professionalism of all staff, including animal care personnel, graduate students and faculty," says Richard Huneke, DVM, MPH, executive director of University Laboratory Animal Resources. "We take pride in creating a collegial atmosphere that facilitates investigations while animals are maintained with high regard for their welfare."

Huneke serves as one of the 60 members of the Council on Accreditation for AAALAC. He traveled to São Paulo, Brazil, in February to conduct a site visit at a large medical school. AAALAC International is a private, nonprofit organization that promotes the humane treatment of animals in science through voluntary accreditation and assessment programs.

AAALAC-commended staff: (standing l-r) Sallyann Carpenter, Katie Brown, Faith Witherspoon, Dr. Huneke, Andrea McCurry, Christina Stinger, Charlene Glenn, Carlton Reed and Sean Daniels; (seated l-r) Christopher Herbert, Emily Reimold, Luciana Mills and Maria Peters-Hample.



Dr. Pizzutillo demonstrates.

Teaching Life Lessons: The Bow Tie School

When Dean Daniel V. Schidlow, MD, announced his second edition of "how to tie a bow tie" last fall, medical students flocked to the Student Activity Center to learn from the expert. Fortunately for the student-teacher ratio, this time Dean Schidlow had enlisted the help of another bow tie aficionado, Peter Pizzutillo, MD, from St. Christopher's Hospital for Children. Pizzutillo is a pediatric orthopedic surgeon and a professor of pediatrics at the College. A PowerPoint presentation lent a professional air to the class, but the real learning happened when Schidlow and Pizzutillo fanned out to give personal instruction.

Will the lessons stick? There is some evidence that the previous Bow Tie School had an effect. "I counted six bowties at Discovery Day, a 100 percent increase over last year," the Dean says.

New Book Includes Stories by Drexel Medical Students

Two members of the College of Medicine family have articles in the new book *in-Training: Stories from Tomorrow's Physicians* (Pager Publications, 2016). David Gasalberti, MD '15, now a Drexel/Hahnemann Radiation Oncology resident, is the author of "Searching for Role Models in Medicine." Brian Lefchak, a student in the MD/MPH program, is the author of "Perspectives From the Bike: A Look at an Ecuadorian Hospital."

The book is a collection of 102 manuscripts selected from more than 850 first-person accounts by medical students originally published by the online magazine *in-Training*. The essays were chosen for their humanistic merit in authentically presenting the challenges of being a physician-in-training.

This compendium is designed as a resource guide for



medical students and educators interested in the medical humanities. The writers draw you into their experiences in dissection lab, in the classroom, and on the wards, reflecting on the patient-physician relationship, burnout, systemic barriers to care, and discovering passion for the healing arts.

Each manuscript is accompanied by discussion questions written by the medical student editors and reviewed by members of the Arnold P. Gold Foundation. Proceeds from the book go to Pager Publications, Inc. (a 501c3 nonprofit), to support the *in-Training* website (in-training.org). Members of the *in-Training* and Pager Publications editorial boards are unpaid volunteers.

Dr. Blake Comes to C.H.A.T.

Drexel Provost M. Brian Blake, PhD, dropped by the Center City Campus for a C.H.A.T. with students in the Graduate School of Biomedical Sciences and Professional Studies. Blake's visit, in January, was the second session in a regular series planned by the Graduate School's Student Affairs Office to inform and inspire students. C.H.A.T.,

which stands for Conversation Heartens Adventurous Thought, provides the setting for an informal discussion on a topic or topics. Students asked Blake about his job as provost and his career path, including how he familiarized himself with fields outside his own discipline, engineering.

Blake said that he took the initiative by reaching out to schedule talks with key administration and successful individuals when he visited different areas. He never hesitated to ask why — or why not. He said he has a lot of fun in his interactions with others. He also spoke candidly about the challenges of his job as well as the daily commitments of being a father and a husband. Running, keeping healthy, and putting it all aside to get down to the level of his children helps him to keep balance.

Provost Blake (second from left) and Graduate Student Association division presidents: (l-r) Brielle Ferguson, Biomedical Sciences; Saba Bakhtiari, Pre-Med and Pre-Health; Gerardo Perez, Interdisciplinary and Career-Oriented programs




DUCOM Classical

Now in its fifth year of "spreading the love of classical music and beyond," DUCOM Classical presented a winter recital that was an aural smorgasbord. The medical student group selected composers ranging from Rachmaninoff and Saint-Saens to Steve Howe (of Yes) and Jared Weiss, a second-year medical student. Held on December 1, 2016, at the Settlement Music School's Germantown Branch, the concert also included pieces by Francisco Tárrega, a Spanish Romantic, Frenchman Claude-Michel Schönberg (Les Mis, Miss Saigon) and Joe Hisaishi, the Japanese composer for more than 100 films.

The performers were Brian Lefchak, piano, MD/MPH program; second-year students Alex Benson, flute and guitar; Ari Feinberg, piano; Doug McCaskey, voice; Jared Weiss, guitar; fourth-year Anu Somashekar, violin; and their talented and devoted accompanist, faculty member Kim Kahng, MD (piano). The students thanked Kahng and Dean Daniel V. Schidlow, MD, for their ongoing support.

You're invited: The Spring Recital, Thursday, March 30, reception 6 p.m.; concert 7 p.m.; Settlement Music School, 6128 Germantown Avenue, Philadelphia. Free parking.



Left to right: Jared Weiss, Brian Lefchak, Kim Kahng, MD, Anu Somashekar, Ari Feinberg, Alex Benson, Doug McCaskey, and first-year student Gal Daskal, an officer of the group.

Timothy O. Austin, a doctoral student in the laboratory of Peter W. Baas, PhD, professor, Department of Neurobiology & Anatomy, presented a poster, "Fidgetin Knockdown as Therapy for Disease and Injury of the Nervous System," at the American Society for Cell Biology annual meeting, held December 3–8, 2016, in San Francisco.



Peter W. Baas, PhD, professor, Department of Neurobiology & Anatomy, presented a seminar, "Microtubule-based Therapies for Disease and Injury of the Nervous System," at the Neural Circuit Development and Plasticity Workshop, held August 22–26, 2016, in

Utrecht, Netherlands.



Dr. Houle

Dr. Detloff

Soha Chhaya, a graduate student, along with her mentors **John Houle, PhD**, professor, and **Megan Detloff, PhD**, research assistant professor, all in the Department of Neurobiology

& Anatomy, presented a research poster entitled, "Exercise-Induced Changes in the Inflammatory Environment in the Dorsal Root Ganglia Prevent Neuropathic Pain After Spinal Cord Injury," at the 2016 Montagna Symposium on the Biology of Skin held October 20–24, Gleneden Beach, Ore.



Dr. Stein

Drs. Alexander Crean and Edward Fazendin, residents in the Drexel/Hahnemann General Surgery Residency program, and **David E. Stein**, chair of the Department of Surgery, published the slideshow feature "Diverticulitis: It's (Sometimes) Complicated" on Medscape,

April 7, 2016. They also published the slideshow feature "Anal Cancer: Risk Factors, Diagnosis, and Management" on Medscape, February 9, 2016.

Kaitlin Farrell, an MD/PhD student in the Department of Neurobiology & Anatomy, presented a poster, "Activity of Dorsal Raphe Serotonergic Neurons in a Spinal Cord Injury Model of Depression," at the annual meeting of the Society for Neuroscience held November 12–16, 2016, in San Diego. Farrell's co-authors were **Megan Detloff, PhD**, assistant professor, and **John Houle, PhD**, professor, both in Neurobiology & Anatomy.



Brielle Ferguson, a PhD student in the lab of Wen-Jun Gao, PhD, received a Ruth L. Kirschstein National Research Service Award (F31) for her proposal "Elucidation of the Mediodorsal Thalamic Regulation of Prefrontal Function." She presented a poster on this work at the first biannual


Optogenetic Approaches for Understanding Neural Circuits & Behavior Gordon Research Conference, held July 17–22, 2016, at the Sunday River resort, Newry, Maine. Her poster title was "The Mediodorsal Thalamus Regulates Prefrontal Function and E/I Balance Through Modulation of PV Interneuron Activity."



Florence Gelo, DMin, NCPsyA, associate professor, Family, Community & Preventive Medicine, received ARTZ Philadelphia's 2016 Community Catalyst Award on November 4 at the opening reception for "Seeing Hope in Color," the second annual ARTZ Philadelphia exhibition,

which was held at Chestnut Hill College. ARTZ Philadelphia is a nonprofit organization that seeks to enhance the quality of life of people living with dementia through exposure to the arts. Led by Gelo and the director of ARTZ Philadelphia, trainees in the Drexel/Hahnemann Family Medicine Residency program participate in an ARTZ program with people with dementia and their care providers.

Lauren Hanlon, a PhD student in the laboratory of Ramesh Raghupathi, PhD, professor, Department of Neurobiology & Anatomy, presented two posters at the annual meeting of the Society for Neuroscience held in San Diego, November 12–16, 2016: "Depletion of Microglia Immediately Following Traumatic Brain Injury in the Neonate Rat: Implications for Cellular and Behavioral Pathology" and "Changes in Cortical Activity May Underlie Motor Deficits and Seizure Susceptibility Following Traumatic Brain Injury in the Neonate Rat."



Shaoping Hou, PhD, research assistant professor, Department of Neurobiology & Anatomy, was awarded an RO1 grant from the National Institute of Neurological Disorders and Stroke for "Spinal Dopaminergic Mechanisms Regulating the Micturition Reflex after Spinal Cord Injury,"

in the amount of \$1,709,536.

John Houle, PhD, professor, Department of Neurobiology & Anatomy, and director of the Spinal Cord Research Center, was the featured speaker at the 2nd Annual Retreat of the Center for Spinal Cord and Brain Injury Research at Indiana University School of Medicine on October 15. His presentation was entitled "Exercise After Spinal Cord Injury: More Than Just a Strategy for Rehabilitation."



Tell your colleagues what you're doing. Email pulse@drexelmed.edu.

Compliance & Privacy

Permission to Move Data

The tagline “We never guess ... we ask” has been with our Compliance program since its inception. The tagline began as our motto for addressing the complex regulations we face in the arena of academic medicine and health care insurance reimbursement. But the same motto would be a useful consideration for

those about to hit the “copy” or “send” button to move or share large file sets or databases.

The Compliance & Privacy Office has been quite busy lately responding to our data loss prevention software, which monitors the movement of data. Sensitive to both content and

volume, the software immediately alerts the information security team of an incident, including the time, date, content and size of the data move, as well as the transmittal email, sender and all recipient names!

I learned at a tender age not to touch things that were not mine without permission, and I have trusted that most of society has that value in mind. But that early life lesson seems to escape many people when it comes to handling data. Recently, a departing faculty member handed out 1-terabyte portable drives to two professional staff members to download data for the faculty member to take along. The first employee to use one of the drives (to download protected health information) was reported by the security software and was suspended from duties when the alerts were found to be accurate.

A few weeks ago, a graduating fellow decided to download the individual case record support for his required experience log. The security system alerted us, and a forensic review of the portable hard drive content and permission to remove the data were needed before the fellow could leave campus. Today (prompting this article), I was contacted to review research subject consents for video retained by a research faculty member who departed for another university.

This recurring issue has led to the creation of a University committee to review and strengthen existing policy and processes concerning the movement of data and material by departing faculty. The goal is to enable faculty and professional staff to note a bright line for proper data movement, instead of making an “I-guess-it’s-OK” decision. Suffice it to say, until updated policies and processes are issued, ask the department chair, Research Administration, or Compliance & Privacy Office.

We never guess ... we ask! Call anytime to ask a compliance or privacy question or to request compliance or privacy training: 267.359.5598. Confidential compliance hotline: 866.936.1010 or drexel.edu/medicine/ComplianceHotline.



Arundathi Jayatilleke, MD, assistant professor of medicine in the Division of Rheumatology and director of the Rheumatology Fellowship program, received the Clinician Scholar Educator Award from the Rheumatology Research Foundation. She is developing an online game to teach medical students how to conduct exams for patients with rheumatoid arthritis, which she hopes to expand later to other areas of rheumatology.

Laura Kraffjack, a doctoral student in the laboratory of Ramesh Raghupathi, PhD, professor, Department of Neurobiology & Anatomy, presented two posters at the annual meeting of the Society for Neuroscience held November 12–16, in San Diego: “Mild Traumatic Brain Injury in Adolescent Rats Results in Sex-specific Cognitive Deficits” and “Anxiety-related and Depression-like Behaviors Following Mild Traumatic Brain Injury in Adolescent Rats Are Dependent on Sex and Estrous Phase.”

Drs. Robert Kucejko, Alexander Crean, Robert Holleran and **Edward Fazendin**, residents in the Drexel/Hahnemann General Surgery Residency program, and **David E. Stein**, chair of the Department of Surgery, published the slideshow feature “Intestinal Obstruction, Pseudo-obstruction, and Ileus: Blockage, Dilation, or Slowdown?” on Medscape, November 21, 2016.



Dr. Lane



Dr. Bezdudnaya

Michael Lane, PhD, and three members of his research team, instructor **Tatiana Bezdudnaya, PhD**, and doctoral students **Lyandysha Zholudeva** and **Victoria Spruance**, traveled to Tasmania, Australia,

where they spoke about their ongoing work in spinal cord injury to local media (ABC radio), and at the Australian Neurotrauma Symposium (December 2–3, 2016) and annual scientific meeting of the Australasian Neuroscience Society (December 4–7, 2016). Spruance gave invited talks at each meeting and Lane gave a keynote speech at the Neurotrauma meeting. Lane also gave a seminar at the Florey Institute of Neuroscience & Mental Health in Melbourne.

Ashley Reddy Lentini, MD, second-year resident in the Drexel/Hahnemann Pathology Residency program, presented a poster at the American Medical Association Research Symposium, held November 11, 2016, in Orlando, Fla.

• *continued on next page*



Edward Longazel
Chief Compliance & Privacy Officer


Andrew J. Matamoros, a PhD student, and **Peter W. Baas, PhD**, professor, Department of Neurobiology & Anatomy, published "Microtubules in Health and Degenerative Disease of the Nervous System," a review paper, in *Brain Research Bulletin* 2016 Sep; Vol. 126 (PMID: 27365230).



Florence Momplaisir, MD (center) with (l-r) Victoria Cargill, MD, from the Office of AIDS Research, NIH, and Nadia Dowshen, MD, from CHOP.

Florence M. Momplaisir, MD, assistant professor of medicine in the Division of Infectious Diseases & HIV Medicine, was invited to participate in a special session, "The HIV Treatment Cascade: An Update," at the 2016 annual meeting of the American Public Health Association, held October 29–November 2 in Denver. The other presenters at the session were from the NIH Office of AIDS Research and from The Children's Hospital of Philadelphia.

Momplaisir has been invited by the Department of Health & Human Services Panel on Treatment of HIV-Infected Pregnant Women and Prevention of Perinatal Transmission to serve as a clinical/scientific member on the Perinatal Guidelines Panel for a three-year term. In that capacity she will have the opportunity to revise and update perinatal HIV guidelines. Because of her involvement in clinical research, Momplaisir has received an award from the NIH Loan Repayment program, through a selective process, to pay her medical school loans.



Dr. Gao

Sarah A. Monaco and **Austin A. Coley**, both doctoral students, and **Wen-Jun Gao, PhD**, professor, Department of Neurobiology & Anatomy, are the authors of a book chapter, "The Convergence of Glutamate and GABA Dysregulation in Schizophrenia," in *Schizophrenia Treatment: The New Facets*, edited by Yu-Chih Shen (InTech, 2016).

Monaco presented a poster at the annual meeting of the Society for Neuroscience held November 12–16 in San Diego: "The GSK3 β / β -catenin Signaling Complex Differentially Regulates NMDA Receptor Profile Expression Within Prefrontal PV Interneurons and Pyramidal Neurons." In December 2016, she received the Goldberger/Boyne/Levine Student Excellence Award from the Department of Neurobiology & Anatomy.



Dr. Cusack

Diego Morales, MD, trainee in the Drexel/Hahnemann Pathology Residency program; **John Durkin, MD**, and **Lauren Ogrich, MD**, trainees in the Drexel/Hahnemann Dermatology Residency program; and **Carrie Ann Cusack, MD**, associate professor of dermatology and program director, Dermatology Residency, presented a poster, "Full Field Optical Coherence Tomography: A Novel Tool for the Diagnosis of Cutaneous Proliferations," at the annual meeting of the American Society of Dermatopathology, held October 27–30, 2016, in Chicago.



Neilanjan Nandi, MD, assistant professor of medicine in the Division of Gastroenterology & Hepatology and associate director of the Gastroenterology Fellowship program, has been elected to fellowship in the American College of Physicians.

Joseph Ordile, an online student in the Master of Laboratory Animal Science program, presented a platform talk at the 67th national meeting of the American Association for Laboratory Animal Science, held October 30–November 3 in Charlotte, N.C. His subject was "Litter Box Training of Rabbits Housed in Pens." He is a laboratory animal technologist with Pfizer.



Dr. Ward



Dr. Jain

Tiffany Pompa, MD, a fellow in the Drexel/Hahnemann Hematology/Oncology Fellowship program, presented "Barriers to Patients' Understanding of Prognosis in Advanced Cancer," a poster abstract, at the 2016 Palliative Care in Oncology Symposium, held September 9–10 in San Francisco. Co-authors included **Jason Palopoli, MD**, Hem/Onc Fellowship



Dr. Crilley



Dr. Topolsky



Dr. Styler

'16; residents **Drs. Mark Maddox** and **Adonas Woodard**; faculty members **Drs. Kristine Marie Ward, Maneesh Rajiv Jain, Pamela A. Crilley, Dave Topolsky, Sigmund Benham Kahn** (emeritus) and **Michael Styler**; and MD/PhD student

Maelys Amat.



Ramesh Raghupathi, PhD, professor, Department of Neurobiology & Anatomy, presented a seminar, "Sex-specific Effects of Concussion: Lessons From Animal Studies," at the PINK Concussions Symposium held on October 6 and 7, 2016, at the Palo Alto VA Medical Center, Palo Alto, Calif. The focus of the summit was female brain injury, neurobiology and trauma.



Anand N. Rao, a PhD candidate in the laboratory of Peter W. Baas, PhD, professor, Department of Neurobiology & Anatomy, gave an oral platform presentation, "A Dynein-based Mechanism, Re-purposed from Neuronal Migration, Establishes and Preserves Microtubule

Organization in the Axon," at the American Society for Cell Biology 2016 annual meeting, held December 3–8 in San Francisco.



James R. Roberts, MD, professor of emergency medicine, received the Outstanding Contribution in Education Award from the American College of Emergency Physicians. He is the director of medical toxicology at Mercy Catholic Medical Center, a clinical campus of the

College of Medicine. Among other accomplishments to date, Roberts has established two fellowship training programs in medical toxicology and has trained more than 30 toxicologists.




Dr. Schidlow



Ms. Frithsen

Daniel V. Schidlow, MD, Walter H. and Leonore Annenberg Dean and senior vice president of medical affairs, and **Donna G. Frithsen**, vice president for development, medicine and

health affairs, co-authored "Why Physician Leaders Must Be Fundraisers, Too," published in the *Physician Leadership Journal* of the American Association for Physician Leadership on November 1, 2016.



Barbara Schindler, MD, vice dean emerita, Educational and Academic Affairs, and professor of psychiatry and pediatrics, received the Lifetime Achievement Award of the Philadelphia Psychiatric Society, which is given to a society member for a lifetime of career activities

that have advanced psychiatry, such as patient care, teaching and research. The award was presented at the Benjamin Rush Gala on November 4, 2016. Schindler is a past-president of the society.



Sunil Verma, MD, associate professor of psychiatry, received the Philadelphia Psychiatric Society's Psychiatric Educator of Physicians Award, which is given to a society member who displays outstanding teaching or research abilities. He is director of the Division of Consultation

& Liaison Psychiatry at Hahnemann University Hospital.



Lynn Yeakel, MSM, director of the Institute for Women's Health and Leadership and the Betty A. Cohen Chair in Women's Health, was one of four speakers for "Creating Change Through Policy," a panel discussion held December 5, 2016, by the organization Great Dames.

In Memoriam

Cora M. Au, MD, WMC '50, July 30, 2016

John Paul Cossa, MD, HU '58, December 8, 2016

Hobart Edson, MD, HU '63, November 9, 2016

Thomas F. Flynn, MD, HU '48, December 29, 2016

Dwight N. Halpern, MD, HU '56, November 24, 2016

Janet Anne Hampton, MD, WMC '47, January 5, 2016

Bernard L. Holleran, MD, HU '74, January 18, 2017

David S. Kennedy, MD, HU '95, December 19, 2016

Suzanne Kirkwood King, MD, MCP '88, September 11, 2016

Peter David Lemon, MD, MCP '97, December 28, 2016

Stanley C. Leonberg Jr., MD, HU '54, November 20, 2016

Stephen Jay Losben, MD, HU '72, December 21, 2016

William G. Minster, MD, HU '52, November 15, 2016

Eugene E. Ordway Jr., MD, HU '77, December 12, 2016

Alfred S. Roberts, MD, HU '46, November 22, 2016

David Duke Roberts, MD, MCP '74, November 9, 2016

Esther Snyderman, MD, WMC '44, April 3, 2016

Joel Stein, MD, HU '62, January 18, 2017

Rev. Mark C. Aita, SJ, MCP '77, of the Jesuit community at St. Joseph's University, died on January 11. He was 67. In 1983, as associate pastor of Holy Name Church in Camden, N.J., he founded St. Luke's Catholic Medical Services, for the underserved community of North Camden. He also started a Camden Little League for several hundred children. He was associated with Johns Hopkins Community Physicians and held academic posts with Hopkins and Robert Wood Johnson School of Medicine. More recently, he was assistant director at the Institute of Catholic Bioethics at St. Joseph's and was also a professor of biology and a spiritual director at St. Charles Borromeo Seminary. He is survived by his brothers, **Paul Charles Aita, MD, HU '66**; **S. Joseph Aita, MD, HU '69**; and their families, including **Daren Joseph Aita, MD, HU '92**.

Marjorie Oakes Strawn, WMC '52, passed away on February 1, at the age of 90. She started her own practice in Lenoir, N.C., in 1955. Then in 1967, she became the Caldwell County health director. By the time she retired, she had grown the health department from seven employees to around 90 and greatly expanded access to health care in the county. She served on the Lenoir City Council for 29 years, on the State Board of Nursing for 14 years, and was a founding member of Caldwell County's Altrusa International, a community service organization. She is survived by her children, Alexandra Reid, Kelly Bickford, Anne Newton, Matthew Strawn and Mark Strawn; five grandchildren; one great-grandchild; and her other son, Rajiv Kumaraswamy, an exchange student from Sri Lanka, and his daughter, Samantha, of Jakarta, Indonesia.

Jean Elizabeth Sullivan, WMC '54, died on January 20, at the age of 91. She had worked for Kaiser Permanente in California; for the American Friends Service Committee in South Korea; and for Connecticut's Southbury Training School, for individuals with intellectual disabilities. She also spent years in clinics serving the underserved, including Navajo families in northern Arizona and residents of southeast Kentucky. At the age of 60, she opened her own clinic, Redbud Family Health Center, in Hyden, Ky., operating it until she was 81, as well as working with county health departments, a hospice program and a nursing home. She is survived by her children, Myles, Felix, Linus and Laura, and their families.

'60s

Philip B. Kivitz, MD, HU '61, has been elected to fellowship in the New York Academy of Medicine. He holds the status of Honorary Staff Member of Stanford Health Care, Stanford University, which was awarded to him upon his retirement in 2015, after nearly three decades as clinical faculty at Stanford (adjunct clinical professor of radiology) in the breast imaging section. He continues to assist international breast health centers.

Theodore Clair, MD, HU '63, a pediatrician in Bryn Mawr, Pa., retired after 53 years in medicine.


Robert E. Baute, MD, HU '66, retired president and CEO of Kent Hospital in Warwick, R.I., was honored by the hospital last fall with the dedication of the Robert E. Baute, MD, Cardiac Catheterization Lab. He had sought state approval for such a lab for more than a decade, arguing that the availability of coronary angioplasty in the Kent service area would save the lives of many patients.

Alfred M. Sadler Jr., MD, HU '66, received the honorary degree Doctor of Science from Marshall B. Ketchum University at the inaugural graduation of the university's School of Physician Assistant Studies, on November 11. Sadler, who founded one of the first physician assistant programs in the nation, was the keynote speaker at the commencement ceremony.



Frank Bowen Jr., MD, HU '69, is the executive medical director of Volunteers in Medicine Hilton Head Island, a clinic for the medically underserved population living or working on Hilton Head and Daufuskie islands.

Anna T. Meadows, MD, WMC '69, was honored by the American Society of Clinical Oncology with the inaugural Ellen L. Stovall Award and Lecture for Advancement of Cancer Survivorship Care. The award was established to recognize a distinguished leader in the field of survivorship. Meadows received the award and delivered a keynote lecture at the 2017 Cancer Survivorship Symposium, held January 27–28 in San Diego. Her work was instrumental in developing protocols for childhood leukemia, lymphoma and retinoblastoma. For retinoblastoma, these treatments have resulted in the saving of vision and eyes of scores of children worldwide. Meadows retired after a 40-year career at The Children's Hospital of Philadelphia. She was also the inaugural director of the Office of Cancer Survivorship at the National Cancer Institute.



'70s

Michael Vergare, MD, HU '71, received the Philadelphia Psychiatric Society's Paul J. Fink Leadership Award, which recognizes leadership through education, research, community engagement or advocacy for all mental health consumers. He is the Daniel Lieberman Professor and Chair of the Department of Psychiatry & Human Behavior at the Sidney Kimmel Medical College, Thomas Jefferson University.

Carey L. McMonagle, MD, HU '74, an internist at Preferred Primary Care Physicians in Uniontown, Pa., was a recipient of the Alumni of Distinction award from his undergraduate alma mater, St. Vincent College.

Howard A. Miller, MD, HU '74, has joined Main Line Primary Care at Lankenau Medical Center in Wynnewood, Pa. He previously practiced with the former Miller/Boselli Internal Medicine and served on the faculty of Drexel University College of Medicine for many years.

James L. Madara, MD, HU '75, CEO of the American Medical Association, was featured on *Crain's Chicago Business's* "Who's Who in Chicago Business."

Gary Michelson, MD, HU '75; Orthopaedics Residency, HU '79, was listed in "The Los Angeles 500: The Most Influential People in Los Angeles" in the *Los Angeles Business Journal*.

Norman H. Rappaport, MD, HU '75; DDS, has been elected 2017 chairman of the board of trustees of the American Society of Plastic Surgeons, the world's largest organization of board-certified plastic surgeons. He practices in Houston.

Mark Victor, MD, HU '76, managing partner of Cardiology Consultants of Philadelphia, was a recipient of the *Philadelphia Business Journal's* 2016 Health Care Innovator Award.

Janet Haas, MD, HU '77, participated as a panelist at the event "Women Changing the City" on January 10 at the Free Library of Philadelphia.

Sidney Neimark, MD, HU '77, a gastroenterologist in West Palm Beach, Fla., was named a "GI Leader to Know" by *Becker's Endoscopy & GI* magazine. Neimark earned a BS from Drexel in 1973.

Lee H. Yasgur, MD, HU '77; Ophthalmology Residency, HU '81, was appointed a distinguished life fellow of the American Academy of Ophthalmology on December 20, 2016. Yasgur introduced laser floater dissolution to the Delaware Valley in 2016. He was also one of the first in the region to introduce selective laser trabeculoplasty, which is now the standard for chronic glaucoma care. He notes that Hahnemann introduced him to lasers for retina and glaucoma care in the 1970s, making him a pioneer in their use. Hahnemann also introduced him to phacoemulsification and intraocular lens implantation for cataracts in the '70s, making him



a pioneer for those technologies as well — and marking Hahnemann, and Drexel, as training grounds for pioneering specialization.

Richard J. Cohen, PhD, Psychiatry, MCP '78, CEO of Public Health Management Corporation, was honored by the *Philadelphia Business Journal* at the 2016 Most Admired CEOs Awards.

Stephen K. Klasko, MD, HU '78, president and CEO of Jefferson University and Jefferson Health, was a recipient of the *Philadelphia Business Journal's* 2016 Health Care Innovator Award.

Ira Jay Goodman, MD, MCP '79, a neurologist and owner of the Compass Clinic in Orlando, Fla., was named a Top Doctor by *Orlando Magazine*.

'80s

Mindy Horrow, MD, MCP '80, vice chair of Einstein Healthcare Network's Department of Radiology, received the Honored Educator Award from the Radiological Society of North America for her work in advancing the field of radiology.

Karl B. Kern, MD, HU '80, professor of medicine at the University of Arizona, received a Lifetime Achievement in Healthcare Award at the Tucson Local Media Influential Health and Medical Leaders Awards.

Peter Quinn, DMD; MD, MCP '81, was elected a trustee of the Good Shepherd Rehabilitation Network in Allentown, Pa.

Wanda Diane Filer, MD, HU '83, founder and president of the Strategic Health Institute in York, Pa., and president of the American Academy of Family Physicians, was the keynote speaker at the 19th annual Women's Show on October 1, 2016.

Cynthia Aaron, MD, MCP '84; Emergency Medicine Residency, MCP '87, medical director for the Children's Hospital of Michigan Regional Poison Control Center, was appointed to the Public Health Advisory Commission of Michigan by Governor Rick Snyder.

Vivian Chou, MD, HU '84, joined the Rubino OB/GYN Group in Summit, N.J.

David J. Shulkin, MD, MCP '86, was confirmed by the Senate to lead the U.S. Department of Veterans Affairs. The vote was unanimous. The first VA secretary who is not a veteran, Shulkin was endorsed by major veterans organizations. He had been serving as undersecretary for health in the Obama administration.



Patrick Hwu, MD, MCP '87, a tumor immunologist at the University of Texas MD Anderson Cancer Center, joined the scientific advisory board of Dragonfly Therapeutics.

Sandra Ratliff, MD, HU '87, a pediatrician, joined Johnson Health Center in Bedford, Va. She and her husband have moved from Mechanicsburg, Pa., and started a farm in Bedford County.

James D. Winkler, PhD Pharmacology, MCP '87, joined FORMA Therapeutics, a clinical-stage and fully integrated research-and-development company, as vice president of discovery and translational biotechnology.

Jeffrey Forman, MD, HU '88, was appointed chief medical officer of population health at Bayview Physicians Group.

Alamjit Virk, MD, MCP '88; Emergency Medicine Residency, HU '92, was named medical director of emergency medicine and hospitalist services at Martha's Vineyard Hospital, in Oak Bluffs.

Reginald Blaber III, MD, HU '89; Cardiology Fellowship, MCPHU '98, received the Saint Luke Award for leadership in Catholic health care in Southern New Jersey from the Diocese of Camden.

Brian Kelly, MD, HU '89, director of neurology for the Aria Institute for Neurosciences, has been appointed assistant professor of neurology, Drexel Neurosciences Institute.

Karen L. Smith, MD, HU '89, was named the 2017 Family Physician of the Year by the American Academy of Family Physicians. The national award is the highest honor given by the academy. Smith's practice in Hoke County, N.C., was one of the first rural, independent family medicine practices to invest in technology such as interactive patient portals and electronic health records.

'90s

Robert Corrato, MD, MCP '90, the founder and managing partner of Devon Hill Capital Partners, was one of five "lions" in the "Lion's Den," a *Shark Tank*-style pitch competition at IMPACT 2016, the capital investment conference of the Philadelphia Alliance for Capital Technologies.

Charles Daknis, MD, HU '90, an interventional pain management specialist in Shrewsbury, N.J., was named a Top Doctor by *New Jersey Monthly*.

Marina Makous (Vishnevsky), MD, MCP '90, assistant professor, Medicine/Family Medicine/Psychiatry, Columbia University College of Physicians and Surgeons, completed a fellowship in neuropsychiatry at the Department of Psychiatry/Lyme and Tick-borne Diseases Research Center. She recently opened a private practice in Exton, Pa., treating patients with neuropsychiatric complications of Lyme and other diseases.



Cindy Avery, MD, MCP '92, has joined Bucksport Regional Health Center in Bucksport, Maine. A family physician with a special interest in geriatrics, she was previously with the Maine Medical Center in Portland.

Jonathan Dranoff, MD, MCP '93, a gastroenterologist at the University of Arkansas for Medical Sciences, was named a GI Leader to Know by *Becker's Healthcare*.

John W. Clemenza, DMD; MD, MCP '94, established the Drs. Carolyn and Mariann Clemenza Scholarship Fund in honor of his sisters, who both died of cancer. The scholarship fund supports students from western Pennsylvania pursuing education in the health care field. It was set up through the Community Foundation of Western Pennsylvania and Eastern Ohio.

Matthew Davis, MD, MCP '94, joined Endo International as senior vice president of research and development of branded pharmaceuticals.

Michael J. Miller Jr., MD, HU '94, recently became the director of the Division of Interventional Radiology and Image Guided Medicine at Emory University. He is an associate professor in the Department of Radiology and Imaging Sciences and holds a secondary appointment in the Department of Surgery. He was previously with Duke Radiology at Duke University School of Medicine.



Piper Lillehoff, MD, MCP '96, has been recognized by Marquis Who's Who for her accomplishments in psychiatry.

William R. Short, MD, HU '97, MPH, is an associate professor of medicine in the Division of Infectious Diseases at the University of Pennsylvania, focusing on HIV infection. He serves on the Women's Health Inter-Network Scientific Committee of the AIDS Clinical Trials Group.



Brian D. Radbill, MD, HU '98, was appointed chief medical officer and senior vice president for medical affairs at Mount Sinai St. Luke's in New York City.

Keith Kreitz, MD, MCPHU '99, a surgeon, joined the Bariatric & Metabolic Surgery team at St. Mary Medical Center, in Langhorne, Pa.

'00s

Pamela Lacy, MD '02, was honored by the Junior Auxiliary of Columbus, Miss., for her contributions to women's health.

Kelly Sovey, DVM; MLAS '03, has opened her own veterinary practice in Davison, Mich.

John Gelzhiser, MD '04, system director of inpatient medicine at Care New England and a hospitalist at Kent Hospital, in Warwick, R.I., was among 10 physicians named by the *American College of Physicians Hospitalist* magazine as "Top Docs."

Phillip J. Koo, MD '05, joined the Banner MD Anderson Cancer Center in Gilbert, Ariz., as division chief of diagnostic imaging.

Steven C. Leiser, PhD Neuroscience '05, head of translational sciences at Luc Therapeutics, was inducted into the Delaware Valley High School Hall of Fame.

Amy J. Clippinger, PhD Molecular & Cell Biology & Genetics '09, associate director of the PETA International Science Consortium, is the president of the In Vitro & Alternative Methods Specialty Section of the Society of Toxicology.

'10s

Michael Joseph Messina, MD '10, an orthopedic surgeon, has joined the medical staff of Phoenixville Hospital, Phoenixville, Pa.

Zachary J. Peckler, MD '10, a general surgeon, joined Main Line HealthCare Delaware County Surgical Associates in Springfield, Pa.

Zachary Piotrowski, MD '10, a urologist who specializes in robotic surgery and oncologic urology, has joined St. Luke's Center for Urology. He is at St. Luke's Miners Campus in Coaldale, Pa.

Fiori Alite, MD '11, a radiation oncologist, joined Geisinger Health System in Danville and Lewisburg, Pa.

Yun-Lin Cheng, MD '12, joined the Crozer-Keystone Health Network OB/GYN women's health practice. Cheng earned her BS in biological sciences from Drexel.

Sol Allen Sath, MLAS '13, joined Pleasant View/Juniata Veterinary Clinics in Lewistown, Pa.

Ragad Asmaro, MD '14, served as lead researcher for a study on breast arterial calcification as a risk factor for heart disease in women. The study was sponsored by Reading Hospital and led by investigator Peter Schnatz, DO.

Therese Langan, MLAS '15, a veterinary student at the University of Pennsylvania School of Veterinary Medicine, recently completed field study in Thailand, mainly working with elephants in the Elephants Nature Park in Chiang Mai province. She earned her BS in biological sciences from Drexel.

Elizabeth Ozery, MD '16, started her four-year anesthesiology residency at Stanford University Medical Center in Palo Alto, Calif.

Michael G. Walden, MS Interdepartmental Medical Science '16, joined the University of Arizona Hillel Foundation as director of Jewish student life.

Former Residents and Fellows

(alphabetical)

Nicholas DePace, MD; Internal Medicine Residency, HU '83, a cardiologist and sports memorabilia collector, has created the nonprofit DePace Sports Museum in Collingswood, N.J., slated to open to the public in February. The museum's curator estimates that the collection is worth over \$40 million.

Harsh Jain, MD; Drexel/Hahnemann General Surgery Residency '07, joined Mercy Hospital Cardiothoracic Surgical Associates and the Catholic Health Heart Center at Mercy Hospital in Buffalo, N.Y.

Quan Ly, MD; General Surgery Residency, MCPHU '03, is an associate professor in the Department of Surgical Oncology at the University of Nebraska Medical Center in Omaha. She completed a fellowship in surgical oncology at the H. Lee Moffitt Cancer Center & Research Institute in Tampa, Fla.

Chand Nair, MD; Psychiatry Residency, MCPHU '00, received the Philadelphia Psychiatric Society's Robert Jones Award, which honors a society member for their commitment and service to public service psychiatry. He is the chief medical officer at Brooke Glen Behavioral Hospital in Fort Washington, Pa.

Jason Palopoli, MD; Hematology/Oncology Fellowship '16, and **Sanaa Rizk, MD; Hematology/Oncology Fellowship '14**, are among the authors, along with current faculty, fellows and residents, of "Barriers to Patients' Understanding of Prognosis in Advanced Cancer." Their abstract is to be published in conjunction with the 2016 annual meeting of the American Society of Clinical Oncology (meetinglibrary.asco.org, abstract e18155).

Bhadresh Patel, MD; Internal Medicine Residency, HU '95, will serve a two-year appointment as chief of the medical staff at Seven Rivers Regional Medical Center, Crystal River, Fla.

MLAS Alumni Stand Out at National Meeting

Graduates of the Master of Laboratory Animal Science program presented a slew of lectures, workshops and research posters at the 67th national meeting of the American Association for Laboratory Animal Science, held October 30–November 3, 2016, in Charlotte, N.C. They're providing their expertise in a range of positions in pharma, big and small, in academic veterinary medicine and in the nonprofit sector.



Lectures

- **Khary A. Adams '05**, director, laboratory animal resources, Incyte: "Contracted Study Timelines: Issues, Solutions, and Impacts"
- **James Cox '98**, shared resource director, Howard Hughes Medical Institute/Janelia Research Campus: "From Rodents to Zebrafish: Building a Full Service Aquatics Program Within an Established Rodent Facility" and "Utility Costs Rising — Global Warming and the Animal Facility — Sustainability in Cagewash Staffing"
- **Phillip Sullivan '14**, senior animal health technician team leader, Priority One Services: "Reaching In to Reach Out: The Value of Establishing an AVMA-Approved Veterinary Technician Externship at Your Facility"

Workshops

- **Penny L. Devlin '06**, manager, Animal Resource Facilities, Penn State Hershey: "LAS Pro Article Writing Boot Camp"
- **Julia R. Krout '09**, assistant operations manager, Division of Comparative Medicine, NYU Langone Medical Center: "Operation of a Gnotobiotic Mouse Husbandry and Technical Program 'Gnoto 201,'" and "Development of a Gnotobiotic Mouse Husbandry and Technical Program 'Gnoto 301'"

Posters

- **Meredith Dixon '15**, research assistant, ALS Hope Foundation: "Management of a Colony of Mice with Motor Neuron Disease"
- **Khary A. Adams '05**, director, laboratory animal resources, Incyte: "Evaluating the Quality of Chlorinated Water for Use with Severely Immune-Compromised Mice" and "A Novel Vascular Button Connection Using Combined Technologies While Allowing for Social Enrichment by Pair Housing"
- **Kavon Noorbehesht '12**, senior associate scientist, Pfizer: "Validation and Refinement of Sanitization Practices in a Facility Housing Ferrets" and "Slip Lead Program for Positive Reinforcement Training"
- **Michael A. Gregory '05**, rodent surgery supervisor, Envigo: "Subfloor Radiant Heat: A Novel Approach to Animal Warming"
- **Phillip Sullivan '14**, senior animal health technician team leader, Priority One Services: "Leptospira Infection of Mice via the Conjunctiva"
- **Jeremy Jeffrey '15**, research specialist/lab manager, UW–Madison School of Veterinary Medicine: "Glial Fibrillary Acidic Protein: A Potential Biomarker in a Rat Model of Amyotrophic Lateral Sclerosis"



DREXEL UNIVERSITY

College of
Medicine

Suite 11484, 1601 Cherry Street
Philadelphia, PA 19102

drexel.edu/medicine

Non-profit Org.

U.S. Postage

PAID

Philadelphia, PA

Permit # 5600

Celebrating our Reunion Classes: May 2017

**Grand
Classes**

1972

1982

1992

2002

2012

1967

1977

1987

1997

2007

Thursday, May 18

- Classes of 1967 Dinner, *The Union League of Philadelphia*

Friday, May 19

- College of Medicine Commencement, *The Kimmel Center*
- 50-Year and Grand Classes Luncheon, *Le Méridien*
- Classes of 1992 Silver Dragon Induction, *The Franklin Institute*
- Celebration for All Reunion Classes, *The Franklin Institute*

Saturday, May 20

- Options: Tour of Archives or Simulation Demonstrations
- Alumni Awards Brunch, *The Logan*
- Drexel After Dark, *Academy of Natural Sciences*

Details/Registration: drexel.edu/medicine/alumniweekend