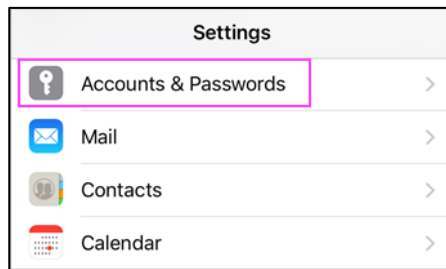


Setting up your Drexel Account on iOS (iPhone, iPad, iPod)

1


Go to **Settings** > scroll down and tap **Accounts & Passwords** > **Add Account**.

Note: If you're on iOS 10, go to **Mail** > **Accounts** > **Add Acct**



2

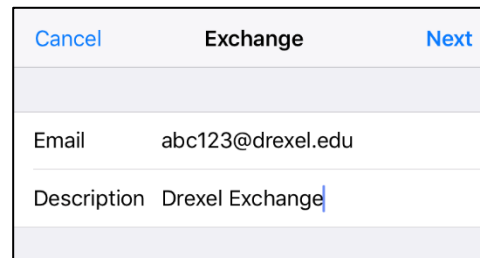
Select **Exchange**.



3

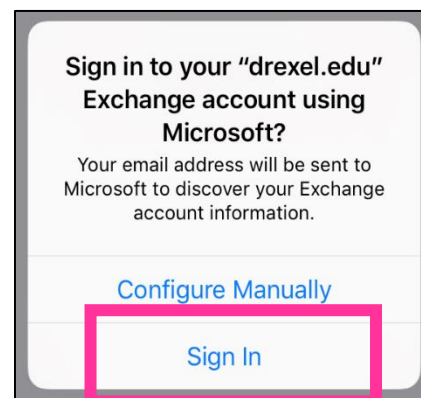
Enter your Drexel email address and a description of your account. Tap **Next**.

*It is important to use the email address with your userID.



4

Tap **Sign In**. You will be promoted to add your password.



5

Select items you wish to sync.

