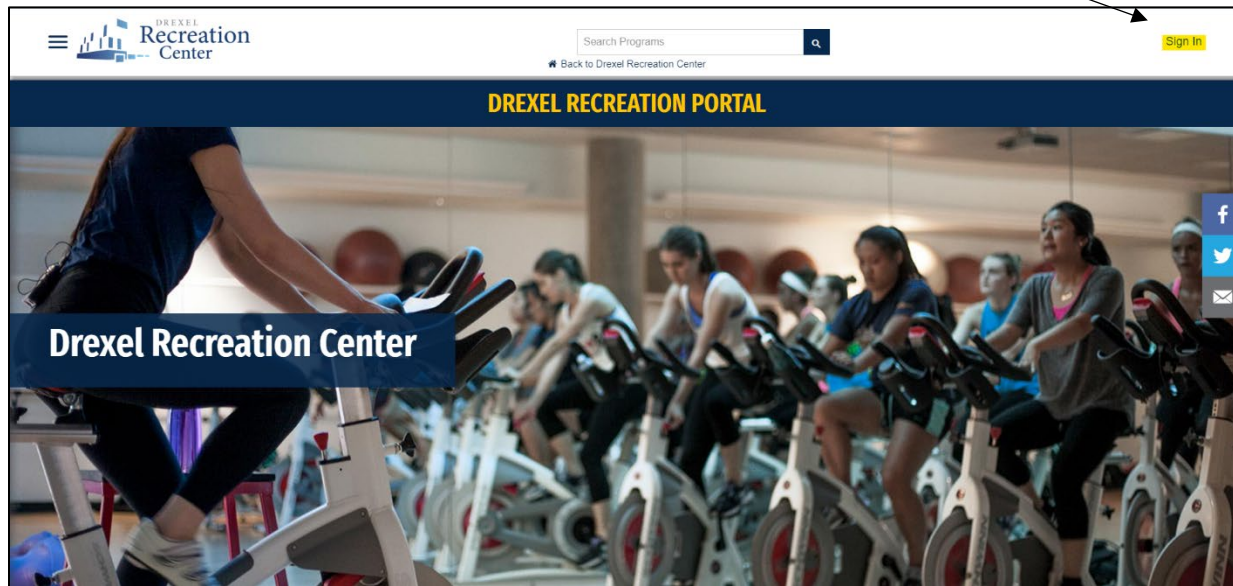
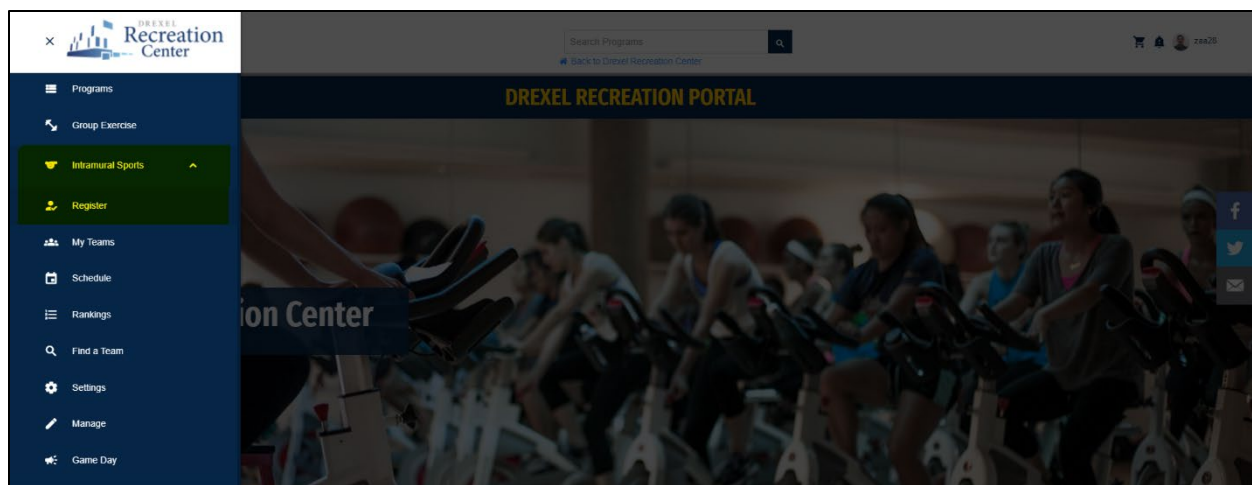


## How to Register as a Player for Employee Olympics

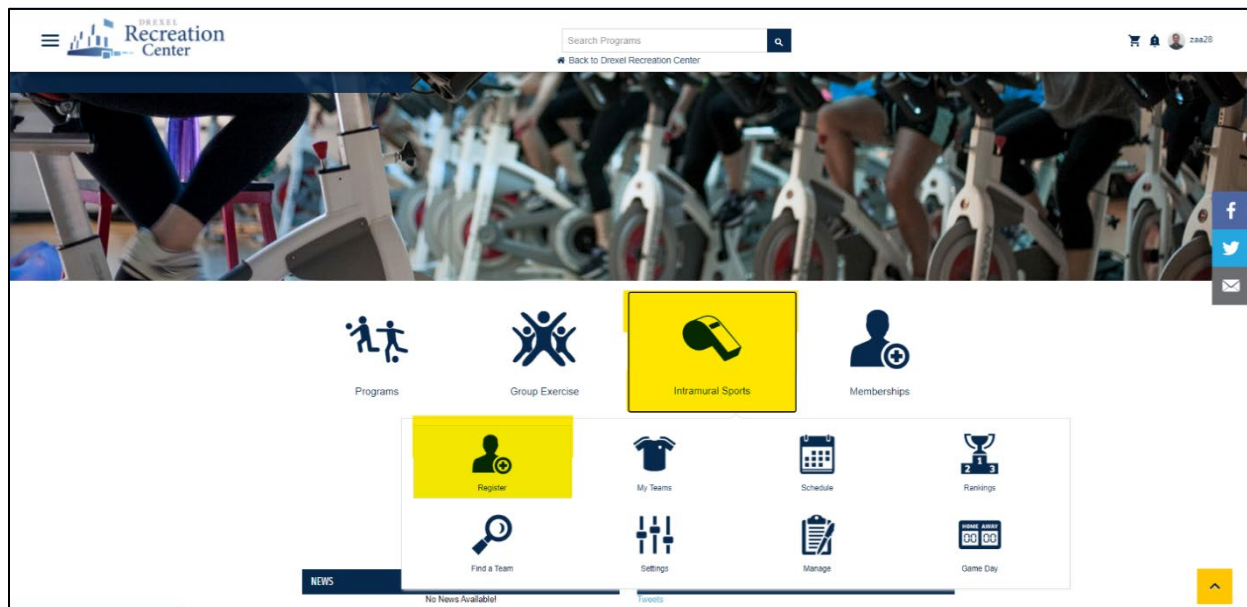
- 1) Go to Drexel's Recreation Membership Portal: [reccenter.drexel.edu](http://reccenter.drexel.edu) and sign in. "Sign In" button is on the top right corner of the site. Sign in using Drexel Connect.



2) Go to the “Intramural Sports” tab by **a)** clicking the three horizontal lines on the top left corner of the site and clicking the “Intramural Sports” button, then click “Register” or **b)** scrolling down on the home screen and clicking on the whistle with the “Intramural Sports” button underneath, then click “Register”.



*\*Option A*



*\*Option B*

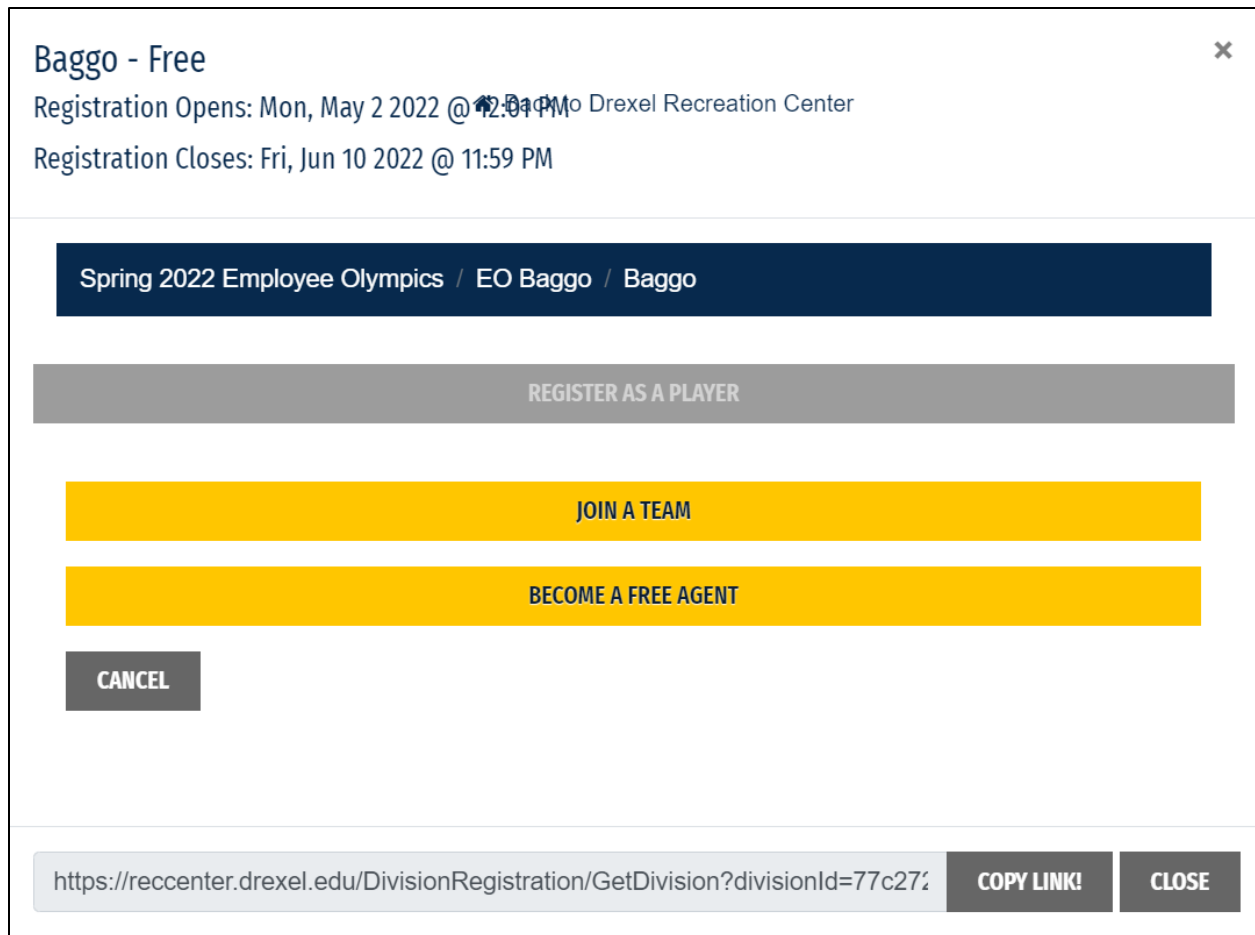
3) Filter out selections so that only the “Summer 2022 Employee Olympics” season is selected. Select the sport you wish to register for.

The screenshot shows a web interface for intramural sports registration. At the top, the title "Intramurals" is displayed. Below it, a filter section includes a "Current Season(s):" dropdown menu currently set to "SPRING 2022 EMPLOYEE OLYMPICS". A dropdown menu is open, showing three options: "Spring 2022 Employee Olympics" (checked), "LMK 3v3 Tournaments", and "Spring 2022". To the right of the season filter are two more dropdown menus: "Days of Week" and "Time Range". Below the filters is a list of sports, each in a dark blue bar with a chevron icon on the right. The sports listed are "EO 3V3 BASKETBALL", "EO 5V5 DODGEBALL", "EO BAGGO", and "BAGGO". The "BAGGO" entry is expanded, showing a white card with the following information: "Baggo", "Registration is Open until Fri, Jun 10 2022 @ 11:59 PM", "Free", "32 Spots Available", and a yellow "REGISTER" button.

#### 4) **Player Registration:**

*\*If you have eligibility issues, please reach out to Intramural Coordinator, Zachary Apt ([zaa28@drexel.edu](mailto:zaa28@drexel.edu))*

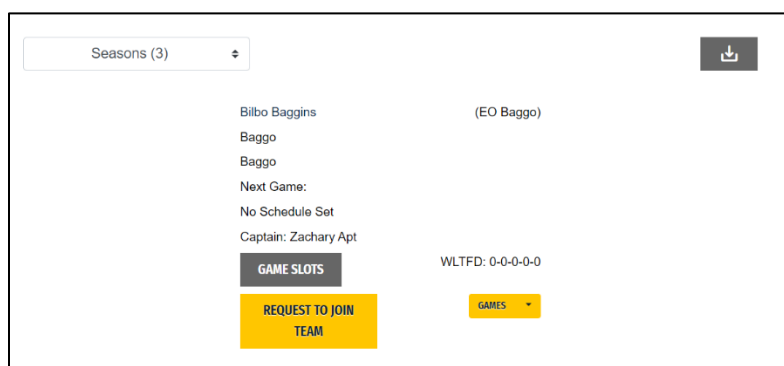
a) Select “Register as a Player” and this will present the following two options:



The screenshot shows a registration window titled "Baggo - Free" with a close button (X) in the top right corner. Below the title, it states "Registration Opens: Mon, May 2 2022 @ 12:04 PM" and "Registration Closes: Fri, Jun 10 2022 @ 11:59 PM". The location is listed as "Drexel Recreation Center". A dark blue banner displays "Spring 2022 Employee Olympics / EO Baggo / Baggo". Below this are four main buttons: "REGISTER AS A PLAYER" (grey), "JOIN A TEAM" (yellow), "BECOME A FREE AGENT" (yellow), and "CANCEL" (grey). At the bottom, a URL is shown: "https://reccenter.drexel.edu/DivisionRegistration/GetDivision?divisionId=77c27...", with "COPY LINK!" and "CLOSE" buttons next to it.

b) **Join a Team:** Click this if you want to join a team already registered in the league.

i) Find the team you wish to join and click “Request to Join Team”.



The screenshot shows a team selection interface. At the top, there is a dropdown menu for "Seasons (3)" and a download icon. The team name "Bilbo Baggins" is displayed, followed by "(EO Baggo)". Below the team name, it says "Baggo", "Next Game:", "No Schedule Set", and "Captain: Zachary Apt". There are two buttons: "GAME SLOTS" and "REQUEST TO JOIN TEAM". To the right, the record "WLTFD: 0-0-0-0-0" is shown, along with a "GAMES" dropdown menu.

- ii) After your request is submitted, fill out any necessary prompts to complete the process.
  - iii) The team captain will receive an email prompting them to accept or decline the request. You will receive an email when the captain accepts or declines your join request.
- c) **Become a Free Agent:** Click this if you do not want to join a specific team. This will automatically list you as a free agent in the league.
- i) Captains or Co-Captains may contact you to invite you to their teams.
  - ii) Players that are listed as free agents at the end of registration will be placed on a team at the discretion of the Intramural Coordinator.