

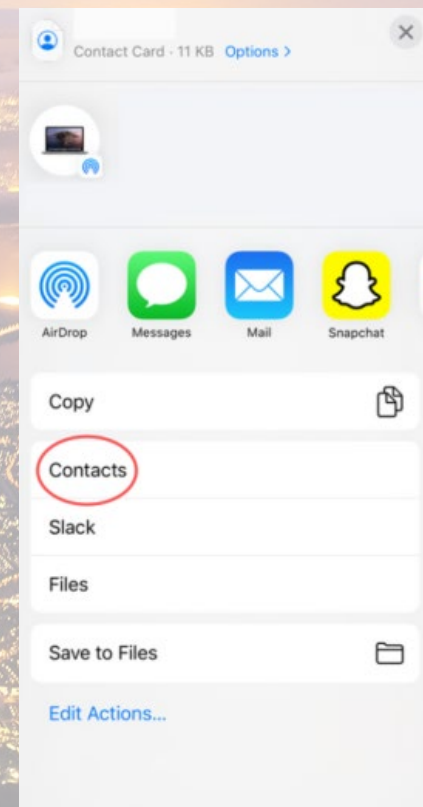


# Save On Call's 24/7 contact information to the phone you'll carry with you abroad:



1. Start downloading the contact card by scanning the QR code with your smartphone's camera, any QR scanning app, or by visiting the link provided.
2. Tap the link that pops up. Once in the web browser, fill out your info; then, click the "download card" button
3. On iPhones: once you see a preview of the card, click the export button  in the top right corner. Then, click "contacts," then "Save"
4. On Androids: open the file by tapping "Open" or by sliding down on the screen. Save the cards to the "Phone" option



OR

<https://www.aerogami.us/user/ONCALLDREXEL>