

**This guide will show  
you how to self-select  
your Fall 2022 housing  
assignment.**



**Housing and Residence Life  
101 N. 34<sup>th</sup> Street, Philadelphia, PA 19104**

**Email: [housing@drexel.edu](mailto:housing@drexel.edu)**

To access your 2022/22 Housing Application, log into DrexelOne, select the “Campus + Community” tab and then select the Housing and Dining link.

Once on the Housing and Dining portal, you will select “Housing Application” from the top menu bar.

Hi .Maddie Testing,

Welcome to the Housing & Dining Portal!

Please select a process above on the home screen. Once you submit an application, you will receive a confirmation email to confirm your application is complete, sent to your official Drexel email account.

### Campus Dining

- Spring 2020: Add a new plan - Click Dining Application above
- Spring 2020: Add more Dining Dollars via GET

Once on the Housing Application page, you will select “Continue” next to your completed 2022-2023 University Housing (Quarter) application.

50F992CA/9/237/Housing\_Application-Academic\_Year\_Housin?UrlToken=1089895B

Home Housing Application Housing & Dining Forms Log Out

**2021-2022 Housing Application:**

- Returning and transfer students may still apply for Spring 2022 or Summer 2022 housing.
- Fraternity and Sorority students whose chapters are housed on campus should continue to work directly with their chapter leadership for occupancy planning.

Please select a term below to start/continue/review your application.

2021-2022 University Housing (Quarter)  
(09/18/2021 - 09/03/2022)

If you have cancelled your housing application and wish to reactivate it, please email [housing@drexel.edu](mailto:housing@drexel.edu).

**Your Mailbox Combination:** 36-43-34

APPLY

2022-2023 University Housing (Quarter)  
(09/17/2022 - 09/09/2023)

You started your application for **2022-2023 University Housing (Quarter)** on **04/05/2022** , and have **not signed the contract** .

The status of your application is **not complete**.

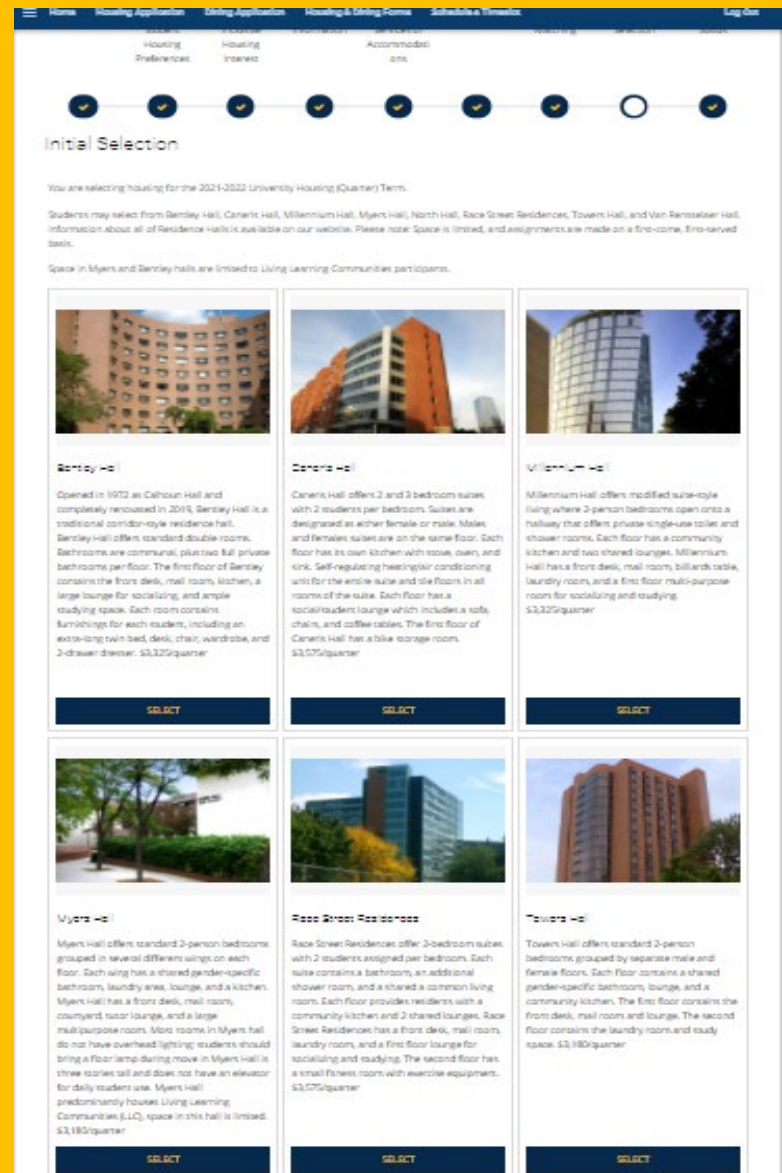
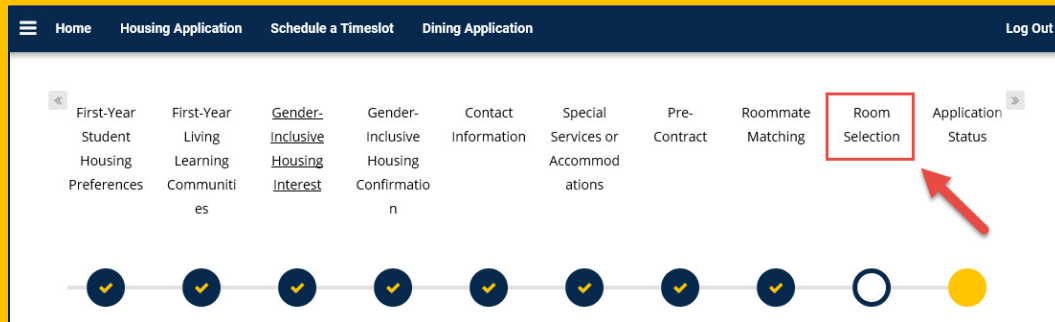
If you have cancelled your housing application and wish to reactivate it, please email [housing@drexel.edu](mailto:housing@drexel.edu).

**Your Mailbox Combination:** 36-43-34

CONTINUE

Select **“Room Selection”** from the top menu bar to access the self-selection step. You will not be able to access this step prior to your allotted time ticket slot.

Review your housing options and then press **“Select”** under your preferred Residence Hall to begin.



Once you select the Residence Hall, you will be taken to the next page that will contain all rooms/bed spaces available in the Residence Hall you chose.

You are able to use the filter settings on the left-hand side of the webpage to change Residence Halls, browse a specific room type, or search by a specific floor in a building.

Bentley Hall and Myers Hall predominately house Living Learning Communities (LLC).  
Available spaces in these halls will be limited.

We encourage you to review [room images](#) and [room rates](#) before making this selection.

Select "Show Room Info" to show more information about the room/suite you're selecting. Including roommate(s) (if applicable), rate and floor plan.

To select a room(s), select "ADD TO CART." You can select multiple rooms if you are assigning your roommate(s) to a room/suite.

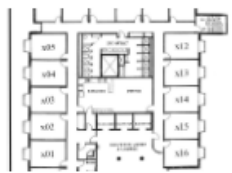

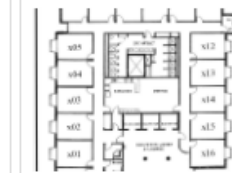
When you are done selecting a room(s), select "Save & Continue" to go to the next step.

**Floors**

- Towers- Floor 03
- Towers- Floor 05
- Towers- Floor 07
- Towers- Floor 09
- Towers- Floor 11
- Towers- Floor 13
- Towers- Floor 15

Students may select from Bentley Hall, Caneris Hall, Millennium Hall, North Hall, Race Street Residences, Towers Hall, and Van Rensselaer Hall. Please note: Space is limited, and assignments are made on a first-come, first-served basis. Space in Millennium and Bentley halls are limited due to Living-Learning Community participants.

We encourage you to visit our [Housing page](#) to learn more about the Room Self-Selection. You will find detailed instructions on how to choose a roommate, view building options and floor plans, and select your room.

 <b>R22-0300</b> 2 beds Towers- Floor 03 Towers Hall Drexel University <a href="#">Show Room Info</a>	 <b>R22-0301</b> 2 beds Towers- Floor 03 Towers Hall Drexel University <a href="#">Show Room Info</a>	 <b>R22-0302</b> 2 beds Towers- Floor 03 Towers Hall Drexel University <a href="#">Show Room Info</a>
---	--	---

Select as many rooms/bed-spaces as needed for you and your roommate(s). You can view how many bed spaces are available in a room by selecting the “Show Room Info” link under the room.

To select a room, you will select **“Add to Cart”** underneath the room.

Once you select “Add to Cart” you will have 5 minutes to assign bed spaces and confirm your room selection on the next page. To move to the next step, select **“Save & Continue”** at the bottom of the page.

The screenshot displays a web interface for a housing application. At the top, there is a navigation bar with links for Home, Housing Application, Housing & Dining Forms, and Log Out. Below the navigation bar, a message states: "When you are done selecting a room(s), select 'Save & Continue' to go to the next step." The main content area is divided into two columns. On the left, under the heading "Floors", there is a list of checkboxes for various floors: Towers- Floor 03, Towers- Floor 05, Towers- Floor 07, Towers- Floor 09 (which is checked), Towers- Floor 11, Towers- Floor 13, and Towers- Floor 15. On the right, there is a grid of room cards. Each card displays a room ID (e.g., R22-0900, R22-0901, R22-0902, R22-0903, R22-0904, R22-0905), a "2 Beds" icon, and the location "Towers- Floor 09, Towers Hall, Drexel University". Below each card is a "Show Room Info" link and an "ADD TO CART" button. The "ADD TO CART" button for the first room (R22-0900) is highlighted with a red rectangular box. A mouse cursor is visible over the "Show Room Info" link for the second room (R22-0901).

Select a bed space for yourself and your roommate(s) if applicable. You can review how many more minutes you have, to assign beds by referring to the right-hand corner of your screen.

Please take your time in making this selection. **THIS STEP IS FINAL.**

Select **“Assign Beds”** to be taken to the final step of self-selection.

The screenshot shows a web application interface for 'Assign Beds'. At the top, there is a navigation bar with 'Home', 'Housing Application', and 'Housing & Dining Forms' links, along with a shopping cart icon, the time '03:41', and a 'Log Out' link. The main heading is 'Assign Beds'. Below this, there is a grey instruction box: 'Select a bedspace for yourself and your roommate(s) (if applicable). Roommate Group: If you are in a roommate group and there are insufficient bedspaces, select "GO BACK" to return to the previous page to select additional rooms to accommodate all the members of your group.' Underneath, the section 'My Room' contains a large empty grey box on the left and a user profile box on the right. The profile box, outlined in red, displays the name 'KairaTEST', 'Age: 16', 'Gender: Female', and a dropdown menu with 'R22-0900-1' selected. At the bottom, there are two buttons: 'GO BACK' and 'ASSIGN BEDS', with the latter button also outlined in red.

Once you select “Assign Beds” you will be taken to the Proceed to Checkout page. This will show you the bed spaces you assigned to yourself and your roommate(s) if applicable.

Select “**Confirm Your Room Selection**” to complete self-selection. This will then take you to your Application Status page and where you can view your booking summary and roommate information.

The screenshot displays a web application interface with a dark blue header. The header contains a hamburger menu icon, the text "99+", and navigation links: "Home", "Housing Application", "Housing & Dining Forms", and "Log Out". Below the header is a horizontal menu with ten items: "First-Year Living Learning Communities", "Gender-Inclusive Housing Interest", "Contact Information", "Special Services or Accommodations", "Pre-Contract", "Dining Plan Selection (15)", "2022-2023 Dining Plan Agreement", "Roommate Matching", "Room Selection", and "Application Status". A progress bar below the menu shows ten circular indicators, with the last one highlighted in yellow. The main content area is titled "Proceed to Checkout" and contains a grey box with the text: "This is the final step of Room Self-Selection. Review your selection below. To finalize your choice, please select 'CONFIRM YOUR ROOM SELECTION' below. If you wish to make changes, please select 'GO BACK.'" Below this, the text "R22-0900, Towers- Floor 09, Towers Hall" is displayed, followed by a list item: "1. R22-0900-1: KairaTEST, Rate: 2021 University Housing Quarter". At the bottom, there are two buttons: "GO BACK" and "CONFIRM YOUR ROOM SELECTION", with the latter button highlighted by a red border.



# Application Status

Please note you have signed up for the following terms for the 2022-2023 University Housing (Quarter):

Fall Quarter

Winter Quarter

Spring Quarter

The Housing Agreement is available on the Housing and Residence Life [website](#) for your review.

## Important Housing Term Dates

Fall 9/17/22 - 12/10/22 | Winter 1/7/23 - 3/25/23 | Spring 4/1/23 - 6/17/23 | Summer 6/24/23 - 9/9/23

Spring Quarter 2022 Roommate/Suitemate (if applicable)

## BOOKING SUMMARY

Bed	Occupant	Check In Date	Check Out Date	Term	First Name	Last Name	Profile	Contact
R22-0900-1	KairaTEST	9/17/2022	12/10/2022	2022-2023 University Housing (Quarter)	Kaira	Testing	<a href="#">View Profile</a>	<a href="#">Send Message</a>
R22-0900-2	-Vacant-							

MEAL PLAN: For *Fall Quarter 2022 (202215)* you have selected *\*All Access 50 DD (M) 202215 (M016) \**

The Application Status page allows you to view your assignment information and see any other suitemates that may have joined the room/suite.

**Should you have any  
questions, please reach out  
to Housing and Residence  
Life by emailing  
[housing@drexel.edu](mailto:housing@drexel.edu).**



**Housing and Residence Life  
101 N. 34<sup>th</sup> Street, Philadelphia, PA 19104**

**Email: [housing@drexel.edu](mailto:housing@drexel.edu)**