

**This guide will show
you how to self-select
your Fall 2024 housing
assignment.**

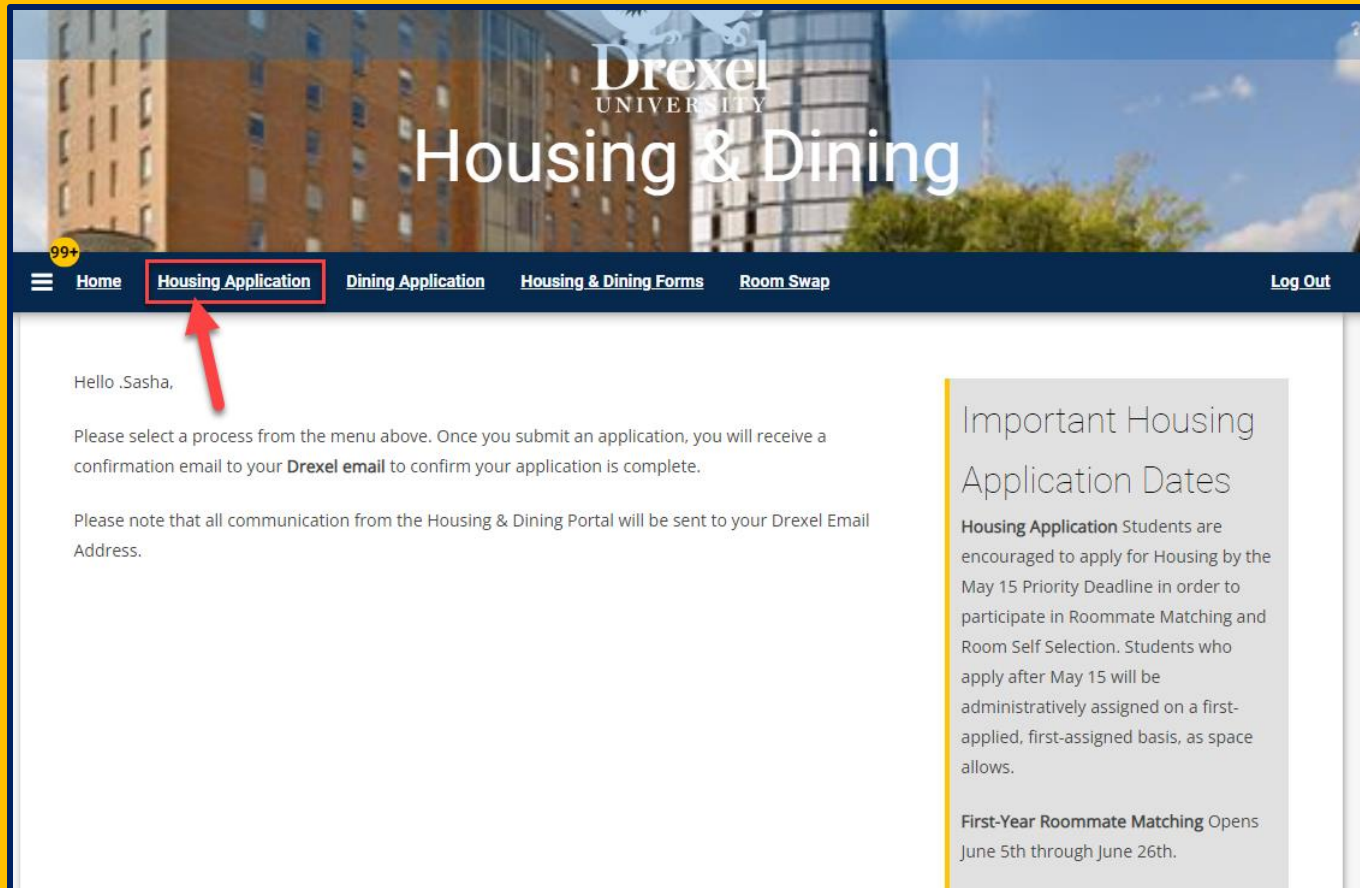


**Housing and Residence Life
101 N. 34th Street, Philadelphia, PA 19104**

Email: housing@drexel.edu

To access your 2023/24 Housing Application, log into DrexelOne, select the “Campus + Community” tab and then select the Housing and Dining link.

Once on the Housing and Dining portal, you will select “Housing Application” from the top menu bar.



Once on the Housing Application page, you will select “Continue” next to your completed 2023-2024 University Housing (Quarter) application.

Please select a term below to start/continue/review your housing application.

2023-2024 University Housing (Quarter)

(09/23/2023 - 09/07/2024)

You started your application for 2023-2024 University Housing (Quarter) on 04/25/2023 , and have signed the contract as of 05/24/2023.

Your application is complete as of 05/24/2023.

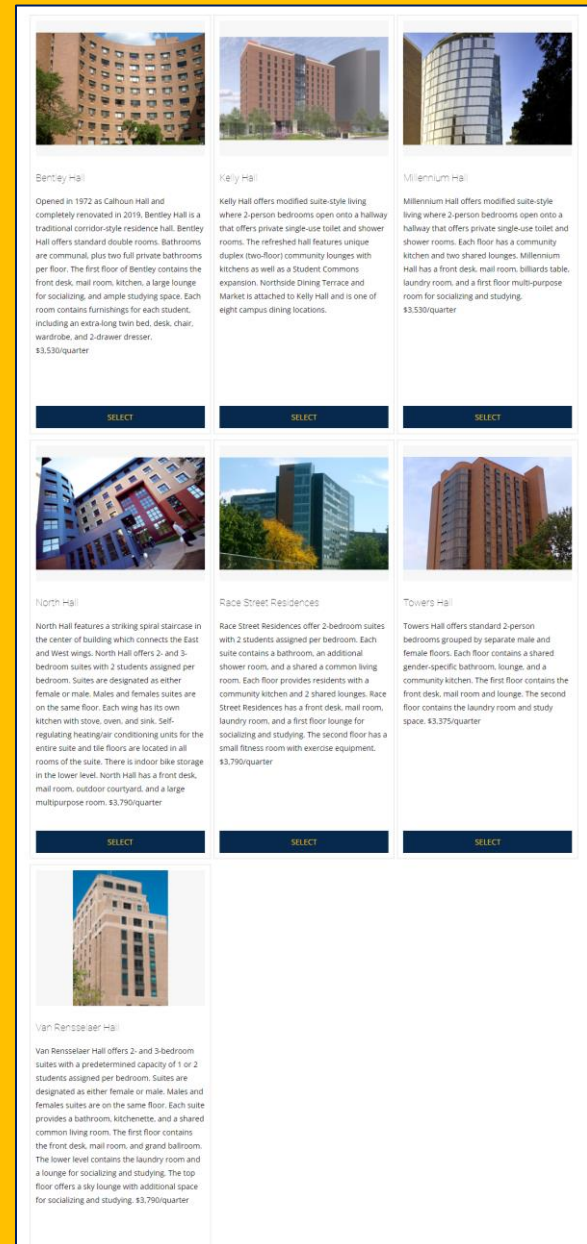
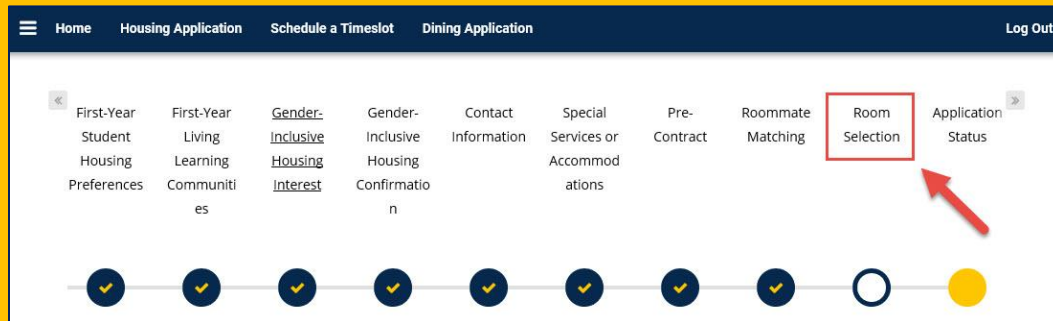
If you canceled your housing application and wish to reactivate it, please email housing@drexel.edu.



Please note that all correspondence from the Housing and Residence Life office will be sent to your Drexel email address. You will not receive any communications to your personal email address.

Select **“Room Selection”** from the top menu bar to access the self-selection step. You will not be able to access this step prior to your allotted time ticket slot.

Review your housing options and then press **“Select”** under your preferred Residence Hall to begin.



Once you select the Residence Hall, you will be taken to the next page that will contain all rooms/bed spaces available in the Residence Hall you chose.

You are able to use the filter settings on the left-hand side of the webpage to change Residence Halls, browse a specific room type, or search by a specific floor in a building.

Bentley Hall and Millennium Hall predominately house Living Learning Communities (LLC). Available spaces in these halls will be limited.

We encourage you to review [room images](#) and [room rates](#) before making this selection.

Select "Show Room Info" to show more information about the room/suite you're selecting. Including roommate(s) (if applicable), rate and floor plan.

To select a room(s), select "ADD TO CART." You can select multiple rooms if you are assigning your roommate(s) to a room/suite.

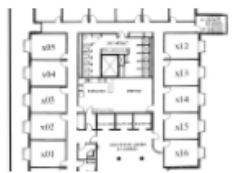

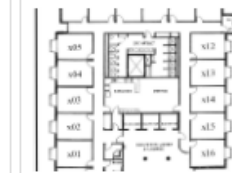
When you are done selecting a room(s), select "Save & Continue" to go to the next step.

Floors

- Towers- Floor 03
- Towers- Floor 05
- Towers- Floor 07
- Towers- Floor 09
- Towers- Floor 11
- Towers- Floor 13
- Towers- Floor 15

Students may select from Bentley Hall, Caneris Hall, Millennium Hall, North Hall, Race Street Residences, Towers Hall, and Van Rensselaer Hall. Please note: Space is limited, and assignments are made on a first-come, first-served basis. Space in Millennium and Bentley halls are limited due Living-Learning Community participants.

We encourage you to visit our [Housing page](#) to learn more about the Room Self-Selection. You will find detailed instructions on how to choose a roommate, view building options and floor plans, and select your room.

 R22-0300 2 beds Towers- Floor 03 Towers Hall Drexel University Show Room Info	 R22-0301 2 beds Towers- Floor 03 Towers Hall Drexel University Show Room Info	 R22-0302 2 beds Towers- Floor 03 Towers Hall Drexel University Show Room Info
---	--	---

Select as many rooms/bed-spaces as needed for you and your roommate(s). You can view how many bed spaces are available in a room by selecting the “Show Room Info” link under the room.

To select a room, you will select “Add to Cart” underneath the room.

Once you select “Add to Cart” you will have 5 minutes to assign bed spaces and confirm your room selection on the next page. To move to the next step, select “Save & Continue” at the bottom of the page.

The screenshot displays a web interface for housing selection. At the top, there is a navigation bar with links for Home, Housing Application, Housing & Dining Forms, and Log Out. Below the navigation bar, a message states: "When you are done selecting a room(s), select 'Save & Continue' to go to the next step." The main content area is divided into two columns. On the left, under the heading "Floors", there is a list of checkboxes for various floors: Towers- Floor 03, Towers- Floor 05, Towers- Floor 07, Towers- Floor 09 (which is checked), Towers- Floor 11, Towers- Floor 13, and Towers- Floor 15. On the right, there is a grid of room cards. Each card displays a room ID (e.g., R22-0900), a "2 Beds" icon, the floor (Towers- Floor 09), the building name (Towers Hall), and the university (Drexel University). Below each card is a "Show Room Info" link and an "ADD TO CART" button. The "ADD TO CART" button for room R22-0900 is highlighted with a red rectangular box. At the bottom of the page, there is a "Save & Continue" button.

Select a bed space for yourself and your roommate(s) if applicable. You can review how many more minutes you have, to assign beds by referring to the right-hand corner of your screen.

Please take your time in making this selection. **THIS STEP IS FINAL.**

Select **“Assign Beds”** to be taken to the final step of self-selection.

The screenshot shows a web application interface for 'Assign Beds'. At the top, there is a navigation bar with 'Home', 'Housing Application', and 'Housing & Dining Forms' links, along with a clock showing '03:41' and a 'Log Out' button. The main heading is 'Assign Beds'. Below this, there is a grey instruction box: 'Select a bedspace for yourself and your roommate(s) (if applicable). Roommate Group: If you are in a roommate group and there are insufficient bedspaces, select "GO BACK" to return to the previous page to select additional rooms to accommodate all the members of your group.' Underneath, the section 'My Room' contains a large empty grey box on the left and a user profile box on the right. The profile box, outlined in red, displays the name 'KairaTEST', 'Age: 16', 'Gender: Female', and a dropdown menu with 'R22-0900-1' selected. At the bottom, there are two buttons: 'GO BACK' and 'ASSIGN BEDS', with the latter button also outlined in red.

Once you select “Assign Beds” you will be taken to the Proceed to Checkout page. This will show you the bed spaces you assigned to yourself and your roommate(s) if applicable.

Select “**Confirm Your Room Selection**” to complete self-selection. This will then take you to your Application Status page and where you can view your booking summary and roommate information.

The screenshot displays a web application interface with a dark blue header containing navigation links: Home, Housing Application, Housing & Dining Forms, and Log Out. Below the header is a horizontal menu with ten items: First-Year Living Learning Communities, Gender-Inclusive Housing Interest, Contact Information, Special Services or Accommodations, Pre-Contract, Dining Plan Selection (15), 2022-2023 Dining Plan Agreement, Roommate Matching, Room Selection, and Application Status. A progress bar below the menu shows ten steps, with the 'Room Selection' step highlighted in yellow. The main content area is titled 'Proceed to CheckOut' and contains a grey box with the text: 'This is the final step of Room Self-Selection. Review your selection below. To finalize your choice, please select "CONFIRM YOUR ROOM SELECTION" below. If you wish to make changes, please select "GO BACK."' Below this, the address 'R22-0900, Towers- Floor 09, Towers Hall' is shown, followed by a list item: '1. R22-0900-1: KairaTEST. Rate: 2021 University Housing Quarter'. At the bottom, there are two buttons: 'GO BACK' and 'CONFIRM YOUR ROOM SELECTION', with the latter button highlighted by a red and blue border.

Application Status

Please note you have signed up for the following terms for the 2022-2023 University Housing (Quarter):

Fall Quarter

Winter Quarter

Spring Quarter

The Housing Agreement is available on the Housing and Residence Life [website](#) for your review.

Important Housing Term Dates

Fall 9/17/22 - 12/10/22 | Winter 1/7/23 - 3/25/23 | Spring 4/1/23 - 6/17/23 | Summer 6/24/23 - 9/9/23

Spring Quarter 2022 Roommate/Suitemate (if applicable)

BOOKING SUMMARY

Bed	Occupant	Check In Date	Check Out Date	Term	First Name	Last Name	Profile	Contact
R22-0900-1	KairaTEST	9/17/2022	12/10/2022	2022-2023 University Housing (Quarter)	Kaira	Testing	View Profile	Send Message
R22-0900-2	-Vacant-							

MEAL PLAN: For *Fall Quarter 2022 (202215)* you have selected **All Access 50 DD (M) 202215 (M016) **

The Application Status page allows you to view your assignment information and see any other suitemates that may have joined the room/suite.

**Should you have any
questions, please reach out
to Housing and Residence
Life by emailing
housing@drexel.edu.**



**Housing and Residence Life
101 N. 34th Street, Philadelphia, PA 19104**

Email: housing@drexel.edu