






2023-2024

# Philadelphia Climate Justice Collective



# ACKNOWLEDGEMENTS

	<p><b>Jamile Tellez Lieberman</b> Senior Vice President Community Engagement, Research and Health Equity</p> <p><b>Rafael Alvarez Febo</b> Vice President of Advocacy and Community Development</p> <p><b>Ivana Gonzale</b> Community Outreach Coordinator</p>
	<p><b>Thoai Nguyen</b> CEO</p> <p><b>Thi Lam</b> Deputy Director</p> <p><b>Sabia Afroz</b> Community Planning Coordinator</p> <p><b>Will Dunford</b> Operations Coordinator</p>
	<p><b>Gwen Morris</b> Member of Mantua Civic</p> <p><b>Sam Samuels</b> Member of Mantua Civic</p> <p><b>DeWayne Drummond</b> Member of Mantua Civic</p> <p><b>Stephanie Rowley</b> Member of Mantua Civic</p>
	<p><b>Jerome Shabazz</b> Executive Director</p>
	<p><b>Mathy Stanislaus</b> Executive Director</p> <p><b>Sammy Shuster</b> Project Manager</p> <p><b>Hugh Johnson</b> Senior Director for Research Strategy and Development</p>

# EMPOWERING PARTNERSHIPS FOR ENVIRONMENTAL JUSTICE

- **Climate action is especially critical in historically low-resourced neighborhoods.** These communities are often hit hardest by climate change, and they have the local knowledge to drive solutions that address their specific needs and strengths.
- **Many university-community partnerships fail because they don't share power fairly.** From the beginning, universities and community groups need to work together to figure out how to share decision-making and resources.
- **Partnerships that establish shared power from the start are more likely to succeed.** When universities and communities collaborate on creating solutions, they can build a stronger, longer-lasting partnership that makes a real difference.

# Evaluation Methods

**Social Network Analysis (SNA):** CBO-TEC collaboration during the project start-up phase was evaluated using an end-of-the-year online social network analysis (SNA) survey. Survey participants were asked to assess how participation in the PCJC impacted their collaboration in support of their Waverly funded projects during the start-up phase.

1. **Collaboration Value:** Measured by CBO ratings of collective value and types of value created through collaboration.
2. **Collaboration Connectivity:** Tracked through density, new collaborators, and connections between Drexel and CBOs, as well as among CBOs themselves.
3. **Social Capital Access:** Evaluated through knowledge/expertise sharing and resource exchange density.
4. **Collaboration Diversity:** Measured by racial/ethnic diversity, representation of minority groups, and collaboration between members of different backgrounds.

# DEFINITIONS

CBO - CBO

Interactions or exchanges between CBO and CBO

Drexel - CBO

Interactions or exchanges between Drexel and CBO

## EXPERTISE MARKERS



Problem solving/advice/good ideas/sharing experiences



Research expertise (i.e. grant writing, methods, data analysis)



Community knowledge/expertise about neighborhoods and populations



Systems level expertise (i.e policy expertise, city level knowledge)



Expertise about how to influence policy actions



Environmental science expertise

# DEFINITIONS

## RESOURCES MARKERS



Programmatic resources (i.e how-to templates, job descriptions, administrative managerial tools)



Financial support



Research resources (grant opportunities and templates, data collection support, analysis support, dissemination support)



Access to consultants



Connections with City of Philadelphia leaders and staff



Support for community outreach



IT technical assistance



Professional networks

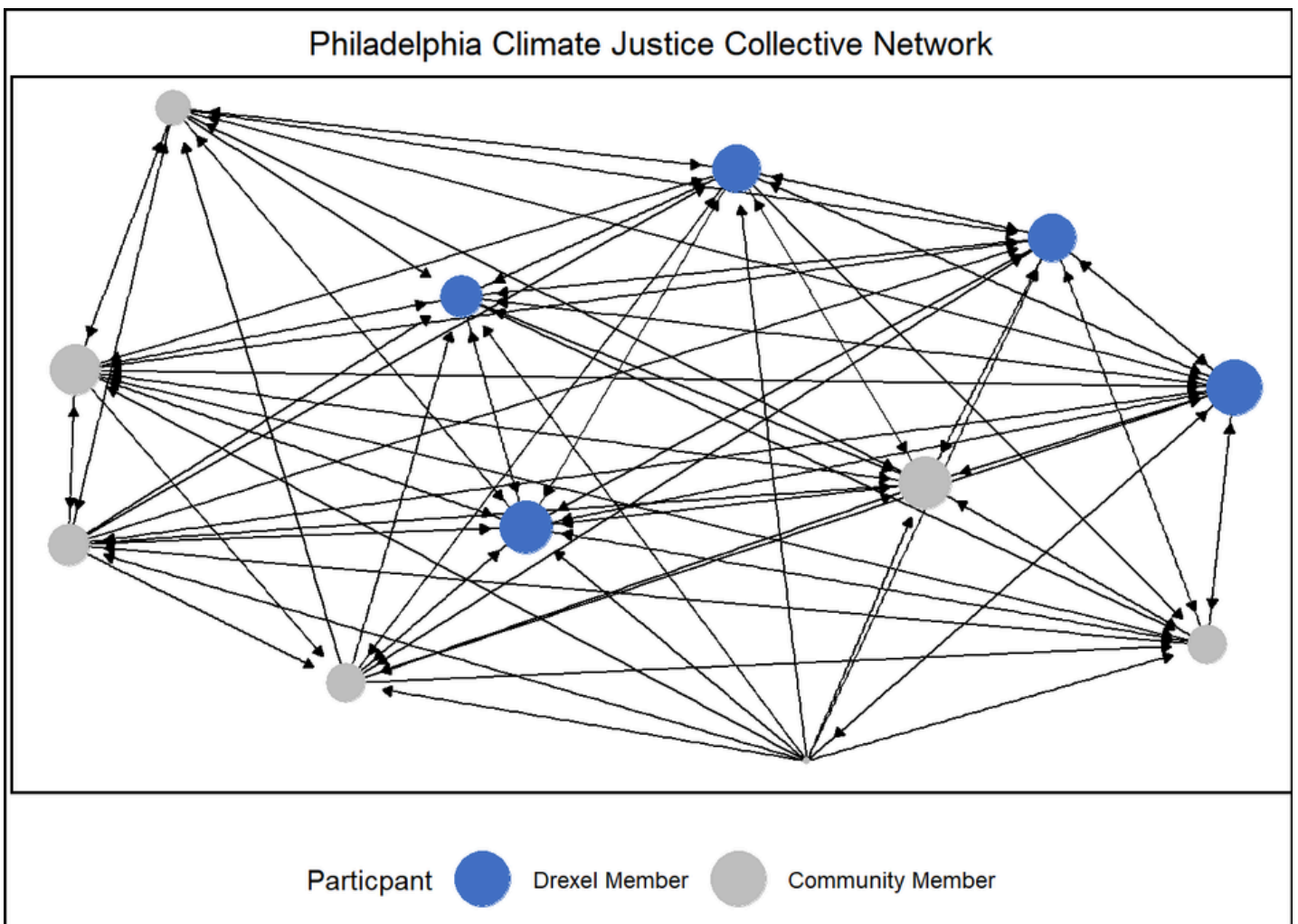


Translation Services

# Network Sociogram

## Philadelphia Climate Justice Collective

---



# COLLABORATION INDICATORS

## 01 VALUE MEASURES

- Value Rating
- Types of Value

## 02 NETWORK CONNECTIVITY

- Network Density
- New Collaborations
- Average Connections

## 03 SOCIAL CAPITAL EXCHANGES

- Expertise Sharing
- Resource Sharing

## 04 RACIAL/ETHNIC DIVERSITY

- Racial and Ethnic Representation
- Inclusion of Minoritized Identities
- Collaboration of Diverse Identities



# COLLABORATION FINDINGS

## 01 HIGH VALUE ADDED

- 75% reported that collaboration added value
- 83% reported collaboration increased their networks

## 02 HIGH NETWORK CONNECTIVITY

- 94% overall network density
- 69 new collaborations
- 6 average new connections per person

## 03 ROBUST SOCIAL CAPITAL EXCHANGES

- 79% overall social capital exchanges
- Highly rated problem-solving, advice, and sharing experiences for CBO-CBO and Drexel-CBO networks

## 04 INCLUSIVE RACIAL/ETHNIC DIVERSITY

- 4 racial and ethnic groups represented
- 75% minoritized identities present in network
- 83% collaboration between diverse identities

# **COLLABORATION OPPORTUNITIES**

## **INCREASING RESOURCE EXCHANGE**

- Increasing connections to new resources
- Increasing programmatic resources, city connections, community outreach, technical assistance, professional networks, and translation services for Drexel - CBO and CBO - CBO networks

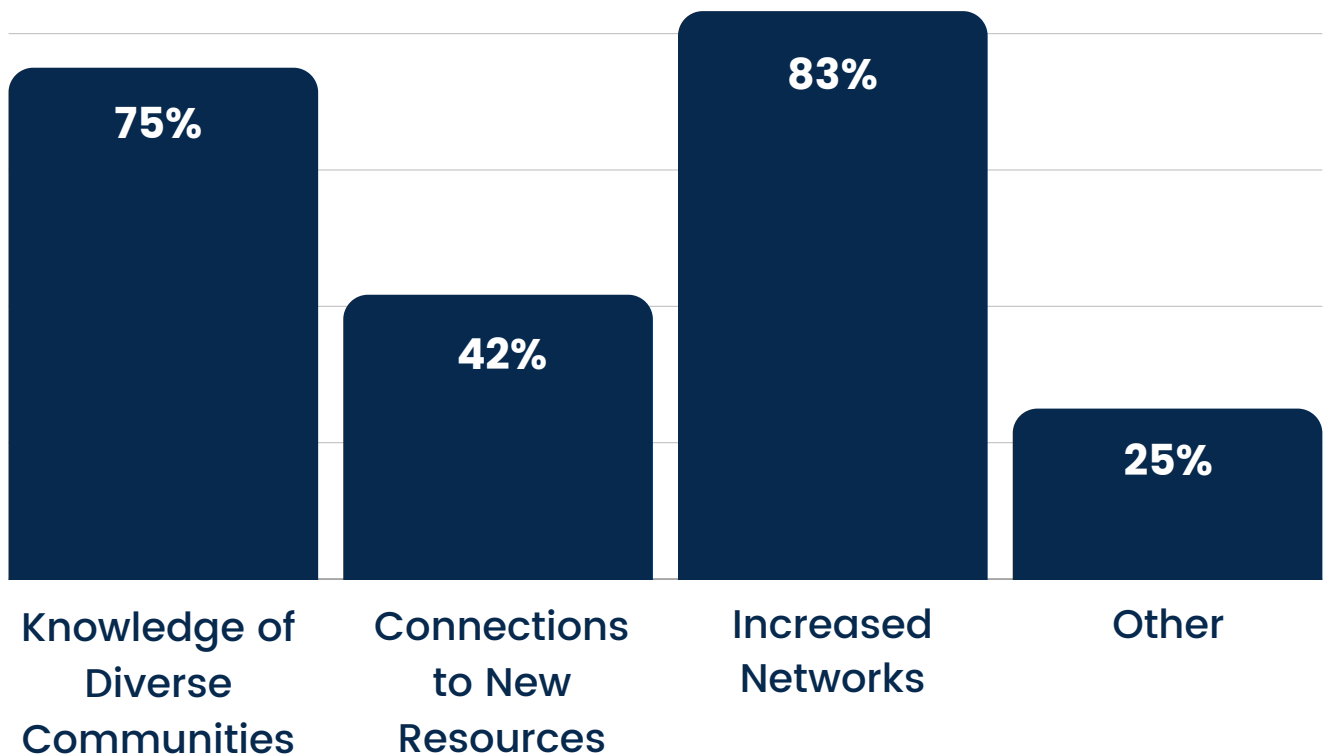
## **INCREASING EXPERTISE EXCHANGE**

- Matching expertise needs with expertise holders
- Increase policy action expertise for Drexel - CBO and CBO - CBO networks

# Value Measures

## Philadelphia Climate Justice Collective

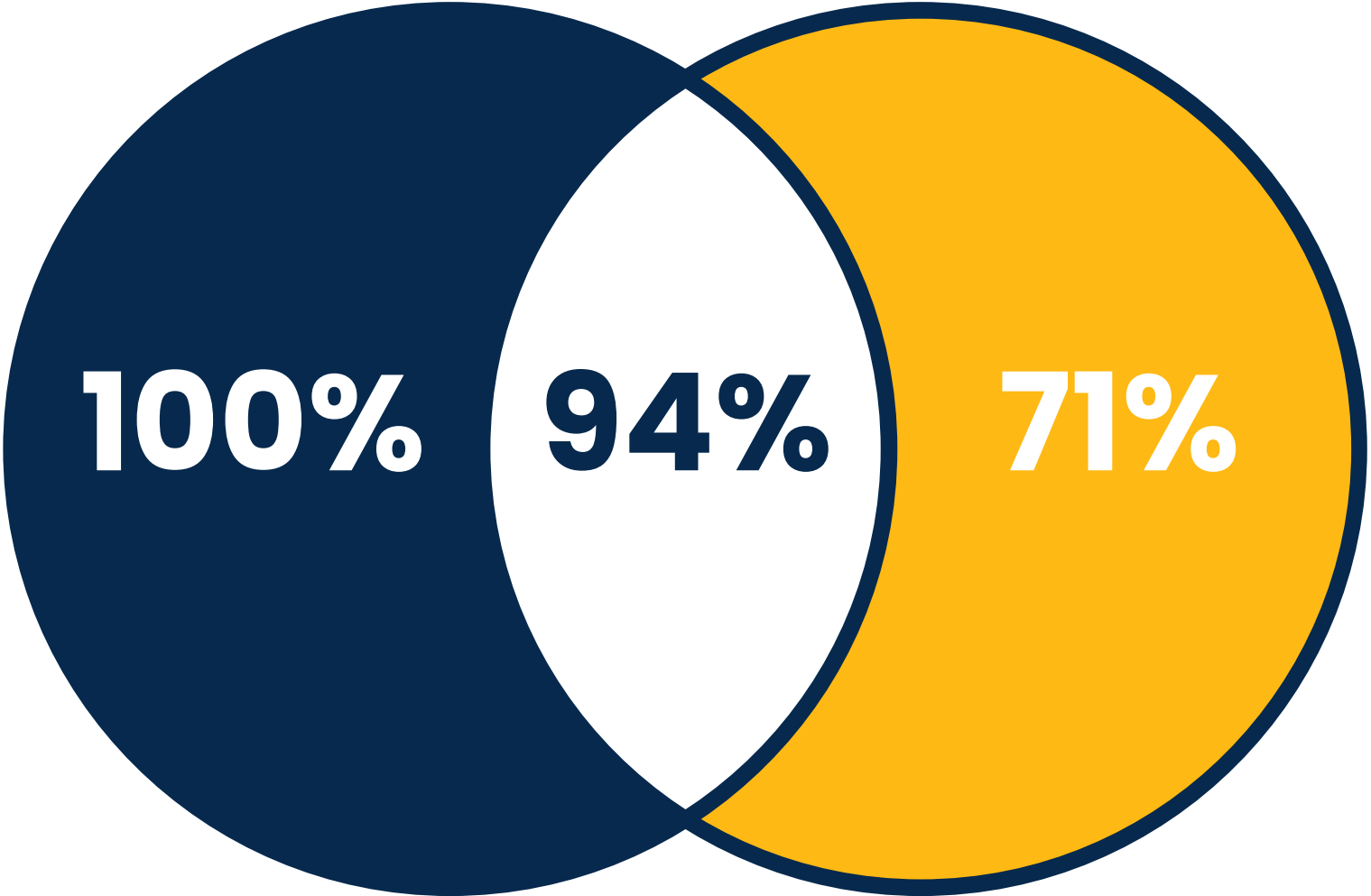
### VALUE OF COLLECTIVE



Overall, 75% reported that collaborating in the Philadelphia Climate Justice Collective with other CBOs added value to their CBO's Waverly-supported projects.

# 01 Network Connectivity

---



DREXEL


CBOS

$$\text{Density} = \frac{\text{Unique connections}}{\text{Total possible connections}} \%$$

01

# Network Connectivity

---



6 Average New Connections  
per PCJC Member

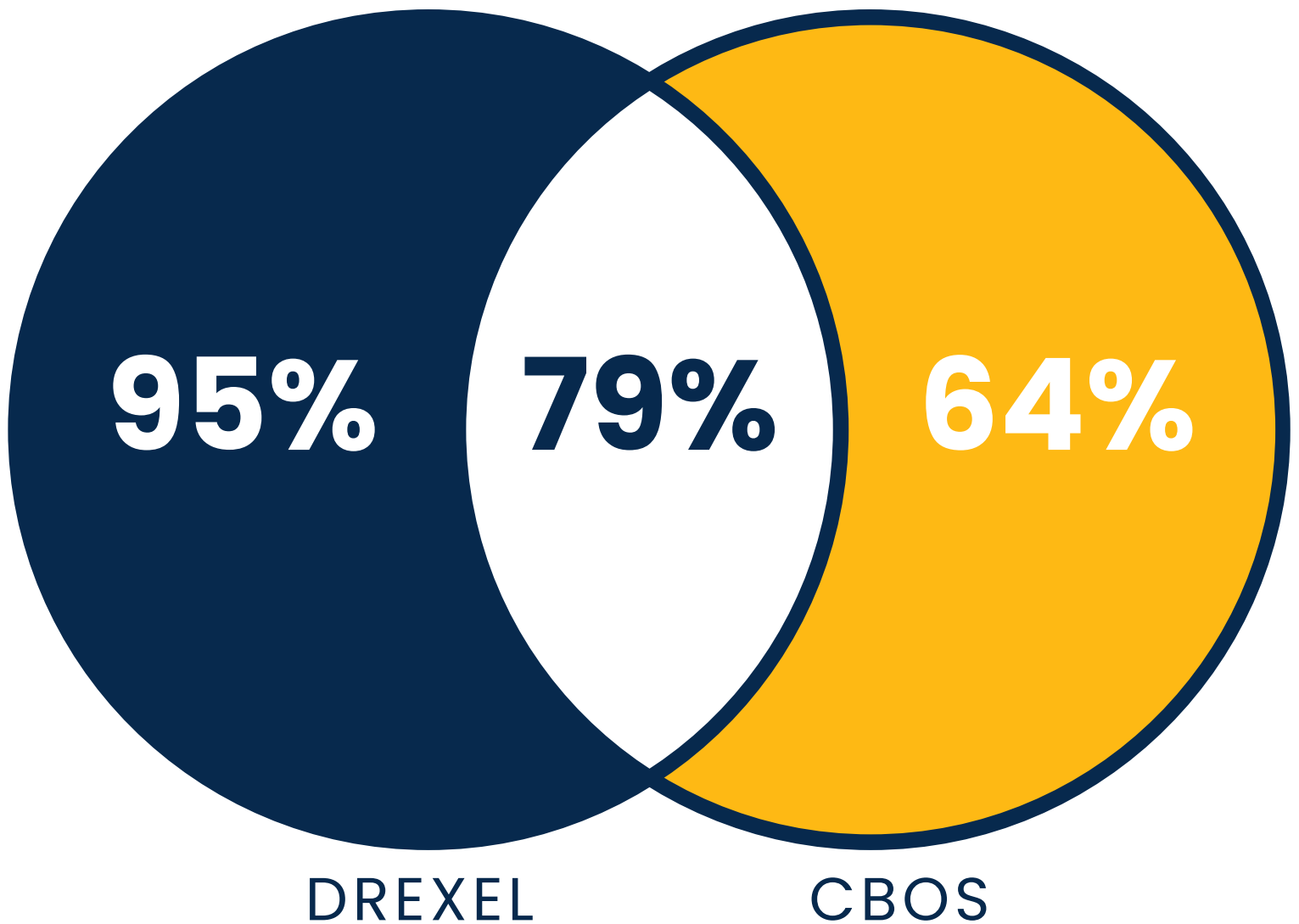
69

# of total new connections

02

# Social Capital Exchanges

---



$$\text{Density} = \frac{\text{Unique connections}}{\text{Total possible connections}} \%$$

# 02 Social Capital Exchanges Expertise

---

CBO - CBO

64% OVERALL



45%



12%



45%



12%



12%



19%



Problem-solving/Advice



Systems-level Expertise



Research Expertise



Policy Action Expertise



Community Knowledge



Environmental Science Expertise

# 02

## Social Capital Exchanges

### Expertise

---

Drexel - CBO

74% OVERALL



63%



51%



9%



40%



31%



51%



Problem-solving/Advice



Systems-level Expertise



Research Expertise



Policy Action Expertise



Community Knowledge



Environmental Science Expertise



# Year 2 Opportunities

## Possible Expertise Sharing Opportunities

---

Seeking to better understand the needs of the Collective and each CBO, we asked survey participants to identify which expertise they needed for their project work to gain insights into future opportunities for collaboration. Below is a list of indicated needs within the PCJC:



**01 — Problem-solving/Advice**



**02 — Research expertise**



**03 — Community Knowledge**



**04 — Systems level expertise**



**05 — Policy Action Expertise**














**06 — Environmental Science Expertise**

# Year 2 Opportunities

## Possible Expertise Sharing Opportunities

Below, you'll find a summary of the expertise that PCJC members indicated they can provide:

						
 Esperanza Strengthening Our Hispanic Community	✓	✓	✓	✓	✓	✓
 E-MAAC	✓	✓	✓	✓	✓	✓
 MANTUA CIVIC ASSOCIATION	✓		✓		✓	
 OVERBROOK ENVIRONMENTAL EDUCATION CENTER	✓	✓	✓	✓	✓	✓
 Drexel	✓	✓	✓	✓	✓	✓



Problem-solving/Advice



Systems-level Expertise



Research Expertise



Policy Action Expertise



Community Knowledge



Environmental Science Expertise

# 02


## Social Capital Exchanges

### Resources

---

CBO - CBO

26% Total




 Programmatic Resources	 Consultant Access	 Technical Assistance
 Financial Support	 City Connections	 Professional Networks
 Research Resources	 Community Outreach	 Translation Services

# 02 Social Capital Exchanges Resources

## Drexel - CBO

69% Total



 Programmatic Resources	 Consultant Access	 Technical Assistance
 Financial Support	 City Connections	 Professional Networks
 Research Resources	 Community Outreach	 Translation Services

# Year 2 Opportunities

## Possible Resource Sharing Opportunities

---















Seeking to better understand the needs of the Collective and each CBO, we asked survey participants to identify which resources they needed for their project work to gain insights into future opportunities for collaboration. Below is a list of indicated needs within the PCJC:

-  **01 — Programmatic Resources**
-  **02 — Financial Support**
-  **03 — Research Resources**
-  **04 — Consultant Access**
-  **05 — City Connections**
-  **06 — Community Outreach**
-  **07 — Technical Assistance**
-  **08 — Professional Networks**
-  **09 — Translation Services**

# Year 2 Opportunities

## Possible Resource Sharing Opportunities

Below, you'll find a summary of the resources that PCJC members indicated they can provide:

									
 <b>Esperanza</b> Strengthening Our Hispanic Community	✓		✓		✓	✓		✓	✓
 <b>EAMAAC</b>	✓		✓	✓	✓	✓		✓	✓
 <b>MANTUA CIVIC ASSOCIATION</b>									
 <b>OVERBROOK ENVIRONMENTAL EDUCATION CENTER</b>			✓	✓	✓	✓		✓	✓
 <b>Drexel</b>	✓	✓	✓	✓	✓	✓	✓	✓	



Programmatic Resources



Consultant Access



Technical Assistance



Financial Support



City Connections



Professional Networks



Research Resources



Community Outreach

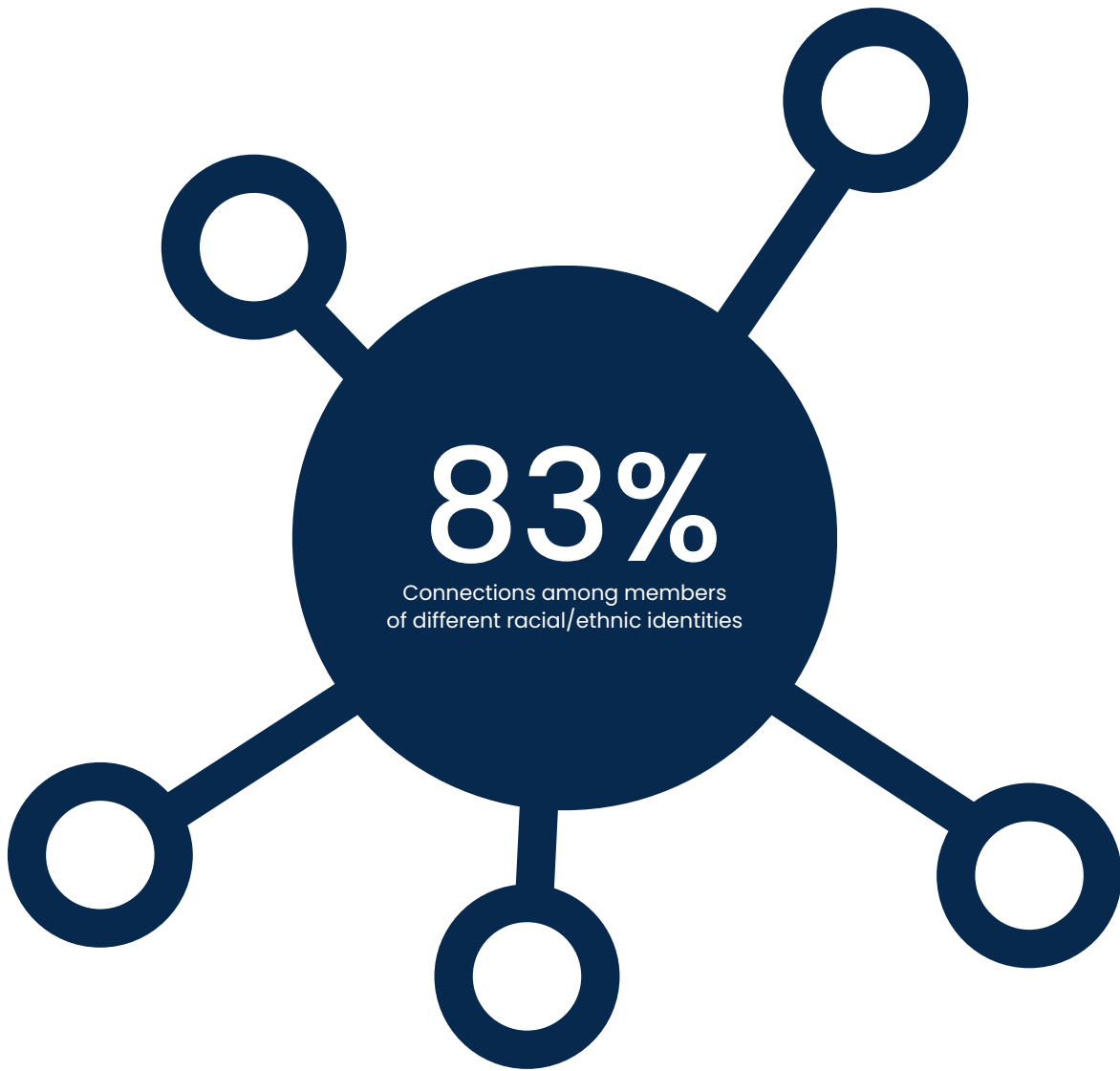


Translation Services

# 03

# Racial and Ethnic Diversity

---



Density =

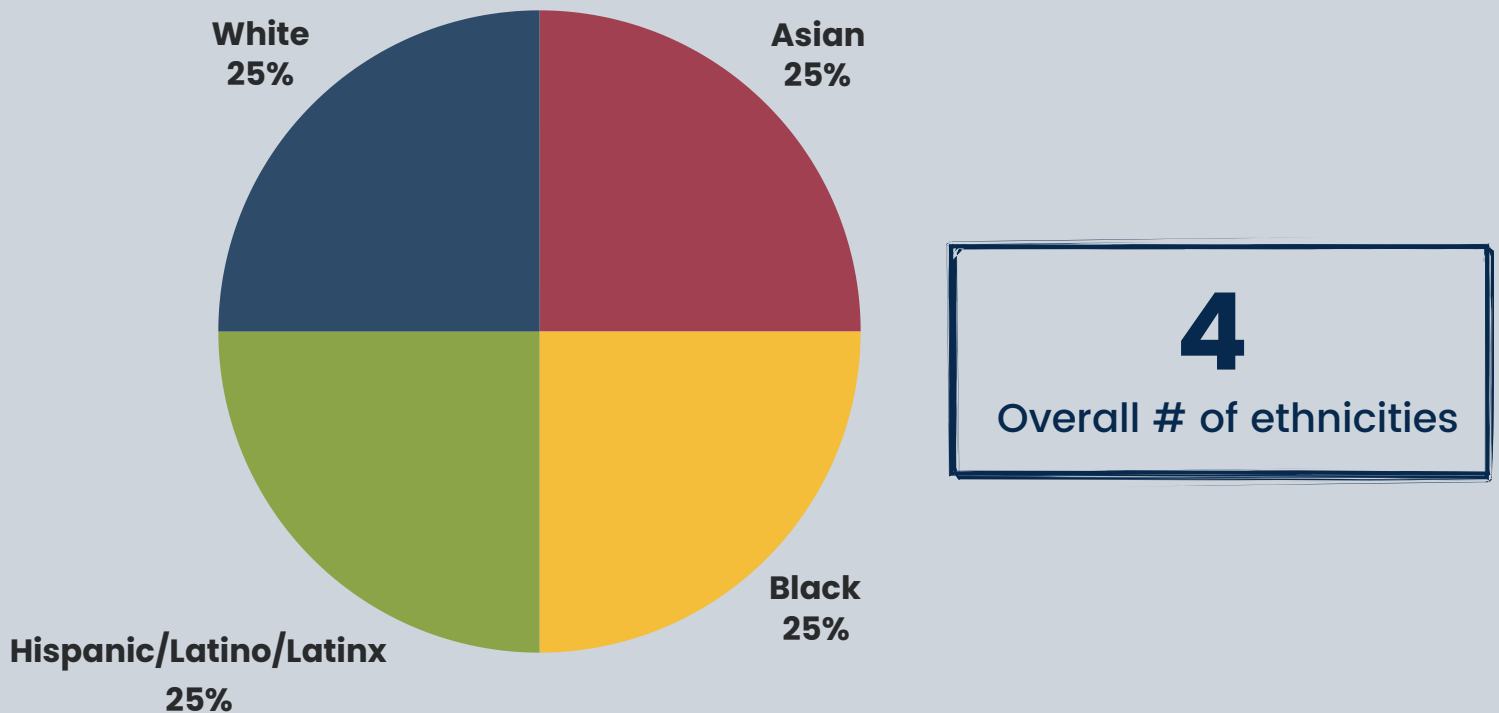
Unique connections among PCJC members of different racial/ethnic identities involved in resources/expertise exchange

—————  
Total connections among PCJC members of different racial/ethnic identities involved in resources/expertise exchange


%

# 03

## Racial and Ethnic Diversity



Overall % of Minoritized Collaborators



Overall, there were 4 ethnicities represented in the Philadelphia Climate Justice Collective. The distribution of different ethnicities is represented in graph. Additionally, 75% of collaborators from the Philadelphia Climate Justice Collective identified as a minoritized ethnic category.



# Year 2 Opportunities

## Philadelphia Climate Justice Collective

---

- 01** What types of expertise would help you achieve your goals for your Waverly-supported projects?
- 02** What types of resources would help you achieve your goals for your Waverly-supported projects?
- 03** What types of connections would you like to strengthen within the collective?
- 04** What types of connections would you like strengthen outside of the collective?



Coming together is a beginning.  
Keeping together is progress.  
Working together is success.  
~ Henry Ford

## SoDI Team

Elizabeth McGhee Hassrick  
Habeeba Siddiqui  
Chau Nguyen

