




# Faculty Guide to Grade Submission

1. Access the following URL for Banner Web via DrexelOne : <http://one.drexel.edu/>
  - a. If you are accessing DrexelOne off campus internet network you will need to login to the Drexel VPN to submit grades. Please use the following webpage to access instructions on how to login to Drexel's VPN.

<http://www.drexel.edu/irt/connect/vpn/>

2. This will take you to **DrexelOne**



## DrexelConnect

MULTI-SYSTEM ACCESS

**Enter your DrexelOne Userid and Password**

Userid:

[Need to get a DrexelOne account?](#)


Password:

[Need help with your password?](#)

**"Central Authentication System" is now DrexelConnect**

DrexelConnect is the new name for easy multi-system access. (The old name was Central Authentication Service. See our [FAQ](#) for more information on the name change or other questions on DrexelConnect.)

Connect at the left with your DrexelOne user-id and password. Once connected, you can access any DrexelConnect service - including DrexelOne, Drexel Learn, and BannerWeb - without entering your password again. When you logout of a service, your browser remains "connected" so that you can re-enter that service or access other ones without entering your password.

 **Logout, Disconnect, Close and Quit Browsers To Protect Yourself**

As you finish with DrexelOne, Drexel Learn, BannerWeb, or other DrexelConnect services, you should sign out of those services. When you're fully done or leaving this computer, you should logout of services that are open in other tabs or windows then click the Disconnect button to prevent new sessions from being started without your password. For added protection, close all browser windows (and quit the browser if its menu bar is still visible), particularly if other people have access to this computer.


**Terms of Service**

This is a private system. Unauthorized access to or use of this system is strictly prohibited. By continuing, you acknowledge your awareness of and concurrence with the [Acceptable Use Policy](#) of Drexel University.

Unauthorized users may be subject to criminal prosecution under the law and are subject to disciplinary action under University policies.

© 2013 Drexel University.  
All Rights Reserved.

[Need More Help?](#)  
Email, text chat, or call IRT.



Login using your Drexel University Username and Password.

- Your DrexelOne **User-ID** is the same as your Drexel Computer Account. Usually this is your initials followed by two or three digits (for example, abc12).
- Your DrexelOne **Password** is your e-mail password.

If you have not picked up your Drexel computer account(s), go to the Computer Accounts Management Systems pages at <https://accounts.drexel.edu/>. You will receive the information you need for your DrexelOne access, as well as other Drexel account related information. After you have activated your account, please return to <http://one.drexel.edu/> to log in to DrexelOne.

3. Once you are logged click on the Faculty Tab.



4. Under the Course Administration channel select Final Grades.



5. Select the appropriate term from the Select a Term Drop-Down menu. Remember to select the correct term! Important: You are now able to select a Quarter or Semester (e.g., Fall Quarter or Fall Semester). Please make the appropriate selection.

SCT WWW Information System

Personal Information Student Services Financial Aid Services Faculty Services Employee Services SCDC Services Advisor Visit Tracking

RETURN TO MENU HELP EXIT

11848372 Sean P. Reilly  
Aug 19, 2015 12:09 pm

SCT WWW Information System  
Select Term

Select the Term for processing then press the Submit Term button.

Note: Quarters and Semesters exist in the database (e.g. Fall Quarter or Fall Semester). Please make the appropriate selection.

Select a Term: Fall Quarter 15-16

Submit

RELEASE: 8.5.4.3

© 2015 Ellucian Company L.P. and its affiliates.


6. You should see a list of all the courses for which you are the Primary Instructor. Now select the Course and CRN (Course Reference Number) you want to grade. See Below:

Personal Information
Student Services
Financial Aid Services
Faculty Services
Employee Services
SCDC Services

## SCT WWW Information System

### Select CRN

---

 Please enter the CRN you wish to access, or select a different term from the menu.

CRN:

Submit

7. Once you have selected select the Course and CRN (Course Reference Number) you should now be on the grade submission screen. Please read all of the information at the top of the page before posting and submitting grades.
8. Once you select the student for whom you are ready to submit a grade, in the Grade column click the drop down menu shown below. This will display ALL of the valid Grading Options in Banner. The grading options displayed in BannerWeb are NOT course specific. Some grading options are not valid for a particular course. If you choose a grade that is not valid for that course, the grade will be converted to the appropriate substitute value on the student's record. If there is no substitute value it will produce an error in Banner that will have to be corrected manually. The student will then be assigned an NGR (No Grade Reported) If you have any questions regarding what grading options are valid, contact Sean Reilly in the Registrar's Office at UC-Academic-Records@drexel.edu or 215895-1495.

**Course Information****Governance in Higher Ed - EDHE 510 902****CRN:** 35142**Students Registered:** 3

Please submit the grades often. There is a 20 minute time limit starting at 10:24 AM on May 12, 2009 for this page.

**Final Grades**

AP Record Number	Student Name	ID	Credits	Registration Status	Rolls	Last Attend Date MM/DD/YYYY	Attend Hours 0-999.99	Registration Number
1	Belloq, Rene	1111111	3.000	Registered for Course Mar 26, 2009	None ▾ N			8
2	Jones, Indiana	2222222	3.000	Registered for Course Mar 26, 2009	None ▾ N			12
3	Ravenwood, Marion	3333333	3.000	Registered for Course Mar 26, 2009	None ▾ N			7

**Grading Options and Explanation**

**A, A+, A-, B, B+, B-, C, C+, C-, D, D+ & F** – Standard grades submitted for a course with a standard grading mode.


**CR/NCR** – Credit or No Credit can only be assigned to a course with that specific grading mode, these grades cannot be assigned to standard graded course unless a student has applied to take the course under that respective registration option.

**INP** – In Progress can only be assigned to a course with a grading mode of In Progress or Multiple Terms in Progress. A standard graded course will not accept this grade as an option.

**INC** – Incomplete can be assigned to almost any course and indicates that the student and instructor have agreed upon a submission date for the incomplete coursework. The grade of 'INC' has a statute of limitations of one Academic Year and will change to a grade of 'F' at the end of that time.

**None** – This option will leave the student's grade un-submitted (and unrolled) until the end of the grade submission period. Once the grade submission process has ended, the 'None' will be replaced by the grade of NGR (No Grade Reported). This NGR will turn into an 'F' at the end of the quarter following the term of grade submission.

- During any Quarter degree candidates are noted with a red check mark next to their name on your official class lists in Banner web via the DrexelOne portal. Non-Degree candidates will have no check mark next to their name. Only in the Spring Quarter are grades for degree candidates' submitted earlier than those for the Non-Degree candidates.

 Please submit the grades often. There is a 20 minute time limit starting at 02:18 pm on May 12, 2009 for this page.

#### Final Grades

AP Record Number	Student Name	ID	Credits	Registration Status	Grade	Rolled	Last Attend Date MM/DD/YYYY	Attend Hours 0-999.99
1	Jones, Indiana	11111111	4.500	Registered for Course Feb 10, 2009	None ▾	N		
2	Ravenwood, Marion	22222222	4.500	Registered for Course Feb 10, 2009	None ▾	N		

10. Once all of the grades are entered, scroll down to the end of the list and select the Submit button. There is a 20 Minute time limit so it is important that you save every frequently (every five minutes) if you have a large class of students.

 Please submit the grades often. There is a 20 minute time limit starting at 10:45 am on May 12, 2009 for this page.

11. Submitted grades are then rolled to Academic History by the Registrar's Office. Once a grade has been rolled, it cannot be changed via BannerWeb. An electronic change of grade will need to be submitted via DrexelOne to update the rolled grade. Please view the Office of the University Registrar webpage (<http://www.drexel.edu/registrar/grades/overview/>) for instructions on how to use the DrexelOne change of grade system.